

# PG and ISO Metric Thread Liquidtight Insulated Connectors

For Liquidtight Flexible Metal Conduit

NEC/CEC:  
Listed for Ordinary Locations

## Applications

- Provides a dependable connection for liquidtight flexible metal conduit.

## Features

- Unique long ferrule with more pronounced threads provides over four times UL pull-out requirements. The ferrule also provides maximum surface contact for better sealing and a continuous, permanent, positive metal-to-metal ground.
- Insulated throat protects against wire damage.
- Liquidtight/raintight/oiltight/concretetight.
- Suitable for wet locations.
- Full, machined metric threads.
- Compact design with small turning radius.



PG 3811-STB

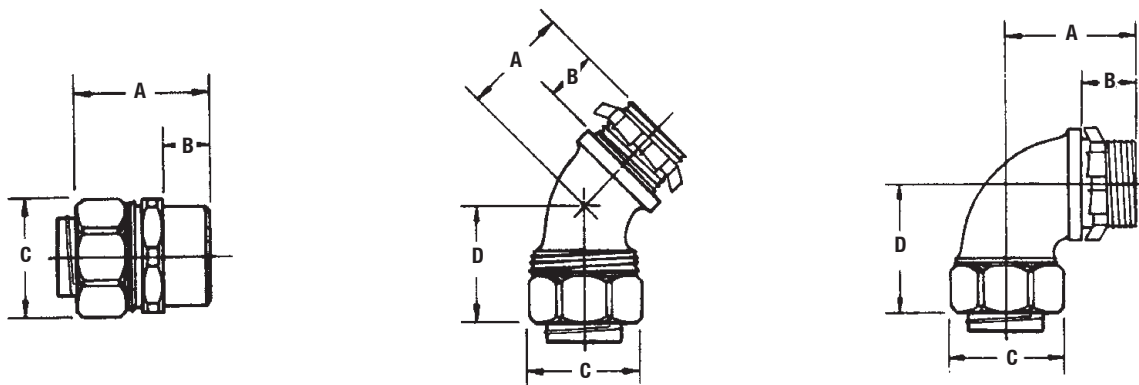
## Standard Material/Finish

- 3/8" thru 1" straight: steel
- 1-1/4" thru 2" straight and 3/8" thru 2" 90°: malleable iron
- 3/8" thru 1" ferrule: steel; 1-1/4" thru 2" ferrule: aluminum
- Insulators: nylon
- Steel: zinc electroplate
- Malleable iron: zinc electroplate, chromate and epoxy powder coat/zinc electroplate

## NEC/CEC Certifications and Compliances

- UL Standard: 514B
- UL Listed: E-11853
- CSA Standard: C22.2 No. 18.3
- CSA Certified: 65178
- PG Metric Thread — German Industry Std. DIN 40430
- ISO Metric Thread — British Standard BS3643 Part 2




## Illustrated Dimensions



# PG and ISO Metric Thread Liquidtight Insulated Connectors

For Liquidtight Flexible Metal Conduit

NEC/CEC:  
Listed for Ordinary Locations




	Flexible Conduit Size (Inches)	Dimensions in Millimeters (Inches)				Metric Thread	Weight per 100 kg (lb)	Catalog Number
		A	B	C	D			
<b>PG Metric Thread – Straight – Blue Insulators</b>								
	3/8	36.6 (1.44)	16.0 (0.63)	28.7 (1.13)	—	11	6.80 (15.00)	<b>PG 3811-STB</b>
	3/8	36.6 (1.44)	16.0 (0.63)	28.7 (1.13)	—	13.5	6.80 (15.00)	<b>PG 3813-STB</b>
	1/2	36.6 (1.44)	16.0 (0.63)	31.8 (1.25)	—	16	7.17 (15.80)	<b>PG 50-STB</b>
	3/4	38.1 (1.50)	16.0 (0.63)	38.1 (1.50)	—	21	10.66 (23.50)	<b>PG 75-STB</b>
	1	41.4 (1.63)	19.1 (0.75)	45.9 (1.81)	—	29	15.42 (34.00)	<b>PG 100-STB</b>
	1-1/4	50.8 (2.00)	16.0 (0.63)	58.7 (2.31)	—	36	38.10 (84.00)	<b>PG 125-STB</b>
	1-1/2	57.2 (2.25)	16.0 (0.63)	66.8 (2.63)	—	42	55.57 (122.50)	<b>PG 150-STB</b>
2	63.5 (2.50)	17.5 (0.69)	81.0 (3.19)	—	48	68.04 (150.00)	<b>PG 200-STB</b>	
<b>45°</b>								
	3/8	22.4 (0.88)	16.0 (0.63)	28.7 (1.13)	28.7 (1.13)	11	10.43 (23.00)	<b>PG45 3811-STB</b>
	3/8	22.4 (0.88)	16.0 (0.63)	28.7 (1.13)	28.7 (1.13)	13.5	10.43 (23.00)	<b>PG45 3813-STB</b>
	1/2	22.4 (0.88)	16.0 (0.63)	31.8 (1.25)	28.7 (1.13)	16	10.89 (24.00)	<b>PG45 50-STB</b>
	3/4	28.7 (1.13)	16.0 (0.63)	38.1 (1.50)	31.8 (1.25)	21	17.69 (39.00)	<b>PG45 75-STB</b>
	1	35.1 (1.38)	19.1 (0.75)	45.9 (1.81)	45.9 (1.81)	29	28.12 (62.00)	<b>PG45 100-STB</b>
	1-1/4	41.4 (1.63)	16.0 (0.63)	58.7 (2.31)	45.9 (1.81)	36	51.71 (114.00)	<b>PG45 125-STB</b>
	1-1/2	45.9 (1.81)	16.0 (0.63)	66.8 (2.63)	54.1 (2.13)	42	71.21 (157.00)	<b>PG45 150-STB</b>
2	50.8 (2.00)	17.5 (0.69)	81.0 (3.19)	60.5 (2.38)	48	122.47 (270.00)	<b>PG45 200-STB</b>	
<b>90°</b>								
	3/8	31.8 (1.25)	16.0 (0.63)	28.7 (1.13)	38.1 (1.50)	11	10.43 (23.00)	<b>PG90 3811-STB</b>
	3/8	31.8 (1.25)	16.0 (0.63)	28.7 (1.13)	38.1 (1.50)	13.5	10.43 (23.00)	<b>PG90 3813-STB</b>
	1/2	31.8 (1.25)	16.0 (0.63)	31.8 (1.25)	38.1 (1.50)	16	10.89 (24.00)	<b>PG90 50-STB</b>
	3/4	36.6 (1.44)	16.0 (0.63)	38.1 (1.50)	39.6 (1.56)	21	17.69 (39.00)	<b>PG90 75-STB</b>
	1	35.1 (1.38)	19.1 (0.75)	45.9 (1.81)	47.8 (1.88)	29	28.12 (62.00)	<b>PG90 100-STB</b>
	1-1/4	45.9 (1.81)	16.0 (0.63)	58.7 (2.31)	60.5 (2.38)	36	51.71 (114.00)	<b>PG90 125-STB</b>
	1-1/2	61.9 (2.44)	16.0 (0.63)	66.8 (2.63)	81.0 (3.19)	42	71.21 (157.00)	<b>PG90 150-STB</b>
2	66.8 (2.63)	17.5 (0.69)	81.0 (3.19)	90.4 (3.56)	48	122.47 (270.00)	<b>PG90 200-STB</b>	

COMMERCIAL AND INDUSTRIAL FITTINGS: LIQUIDTIGHT CONDUIT FITTINGS

 **Appleton**

# PG and ISO Metric Thread Liquidtight Insulated Connectors

NEC/CEC:  
Listed for Ordinary Locations

	Flexible Conduit Size (Inches)	Dimensions in Millimeters (Inches)				Metric Thread	Weight per 100 kg (lb)	Catalog Number
		A	B	C	D			
<b>ISO Metric Thread – Straight – Green Insulators</b>								
	3/8	36.6 (1.44)	16.0 (0.63)	28.7 (1.13)	—	16	6.35 (14.00)	<b>ISO 3816-STB</b>
	1/2	36.6 (1.44)	16.0 (0.63)	31.8 (1.25)	—	20	6.80 (15.00)	<b>ISO 5020-STB</b>
	3/4	38.1 (1.50)	16.0 (0.63)	38.1 (1.50)	—	25	9.98 (22.00)	<b>ISO 7525-STB</b>
	1	41.4 (1.63)	19.1 (0.75)	45.9 (1.81)	—	32	14.97 (33.00)	<b>ISO 10032-STB</b>
<b>45°</b>								
	3/8	22.4 (0.88)	16.0 (0.63)	28.7 (1.13)	28.7 (1.13)	16	7.71 (17.00)	<b>ISO45 3816-STB</b>
	1/2	22.4 (0.88)	16.0 (0.63)	28.7 (1.13)	28.7 (1.13)	20	8.16 (18.00)	<b>ISO45 5020-STB</b>
	3/4	22.4 (0.88)	16.0 (0.63)	31.8 (1.25)	28.7 (1.13)	25	16.78 (37.00)	<b>ISO45 7525-STB</b>
	1	28.7 (1.13)	16.0 (0.63)	38.1 (1.50)	31.8 (1.25)	32	21.32 (47.00)	<b>ISO45 10032-STB</b>
<b>90°</b>								
	3/8	35.1 (1.38)	19.1 (0.75)	45.9 (1.81)	47.8 (1.88)	16	9.98 (22.00)	<b>ISO90 3816-STB</b>
	1/2	45.9 (1.81)	16.0 (0.63)	58.7 (2.31)	60.5 (2.38)	20	10.43 (23.00)	<b>ISO90 5020-STB</b>
	3/4	61.9 (2.44)	16.0 (0.63)	66.8 (2.63)	81.0 (3.19)	25	21.32 (47.00)	<b>ISO90 7525-STB</b>
	1	66.8 (2.63)	17.5 (0.69)	81.0 (3.19)	90.4 (3.56)	32	25.40 (56.00)	<b>ISO90 10032-STB</b>

COMMERCIAL AND INDUSTRIAL FITTINGS: LIQUIDTIGHT CONDUIT FITTINGS

