

Push-in connectors



- M3 to M7, 1/8" to 3/4", threaded connection
- 3 to 22 mm push-in connection
- Brass nickel-plated, stainless steel, plastic POM, plastic PBTP
- POM with FDA-Approval

- Straight push-in connector
- Basic threaded connector short, male
- Basic threaded connector long, male
- Bulkhead connector
- Elbow connector
- T-connector
- Y-connector
- Reducer
- Banjo bolt single
- Banjo bolt double
- Elbow threaded connection, rotatable
- Plug
- Pressure gauge plug connector
- Connector
- Straight reducing connector
- Elbow reducing connector
- T-reducing connector
- Tube plug
- Disassembly tool

Technical data

Material Medium Medium temperature Seal material O-Ring Nominal pressure	Brass nickel-plated Air, neutral gases -10 to +70 °C NBR 16 bar ¹⁾
Material Medium Medium temperature Seal material O-Ring Nominal pressure	Stainless steel AISI 316 Air, neutral gases -20 to +150 °C FKM 20 bar ¹⁾
Material Medium Medium temperature Seal material O-Ring Nominal pressure	POM (FDA-Approval) Air, neutral gases, fluids -20 to +70 °C NBR 10 bar ¹⁾
Material Medium Medium temperature Seal material O-Ring Nominal pressure	Plastic PBTP Air, neutral gases 0 to +60 °C NBR 10 bar ¹⁾

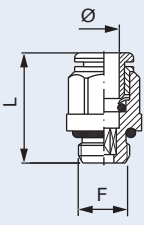
¹⁾ Pressure values [bar]: Overpressure with respect to atmospheric pressure

Other versions, connection, materials, seal materials on request.
Connectors with certification for drinking water (NSF) on request.

Ordering charts

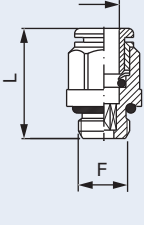
Straight push-in connector with O-Ring

TVG002, cylindrical



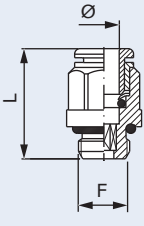
Material	Medium	Diameter [mm]	F	L [mm]	Packaging unit [piece]	Item no.
Brass nickel-plated	Air	4	M 3	16.4	1	782 534
		4	M 5	20.3	10	787 810
		4	M 5	21.9	10	780 000
		4	M 7	18.9	10	787 811
		4	G 1/8	18.0	10	780 001
		4	G 1/4	19.8	10	780 002
		6	M 5	21.9	10	780 556
		6	M 7	23.0	10	787 813
		6	G 1/8	21.6	10	780 003
		6	G 1/4	20.3	10	780 004
		8	G 1/8	25.4	10	780 005
		8	G 1/4	24.4	10	780 006
		8	G 3/8	22.8	10	780 007
		10	G 1/4	29.2	10	780 008
		10	G 3/8	26.5	10	780 009
		12	G 3/8	28.1	10	780 010
12	G 1/2	29.3	10	780 011		

TVG002, cylindrical



Material	Medium	Diameter [mm]	F	L [mm]	Packaging unit [piece]	Item no.
Stainless steel	Air, neutral gases	4	M 5	24.4	1	787 801
		4	G 1/8	22.6	1	787 802
		4	G 1/4	24.1	1	771 473
		6	G 1/8	24.6	1	787 800
		6	G 1/4	24.6	1	787 803
		8	G 1/8	27.6	1	787 804
		8	G 1/4	26.6	1	787 805
		10	G 1/4	29.6	1	789 532
		10	G 3/8	26.8	1	771 474
		12	G 3/8	31.0	1	771 475
		12	G 1/2	30.5	1	771 476

TVG002, conical, without O-Ring



Material	Medium	Diameter [mm]	F	L [mm]	Packaging unit [piece]	Item no.
Stainless steel	Air, neutral gases	4	R 1/8	18.6	1	771 609
		4	R 1/4	23.0	1	771 610
		6	R 1/8	23.7	1	771 611
		6	R 1/4	23.7	1	771 612
		8	R 1/8	26.7	1	771 613
		8	R 1/4	27.7	1	771 614
		10	R 1/4	29.0	1	787 806
		10	R 3/8	27.7	1	787 807
		12	R 3/8	30.9	1	787 808
		12	R 1/2	32.4	1	787 809

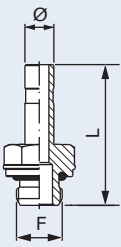
Ordering chart, straight plug-in connector with O-Ring

TVU002, cylindrical		Material	Medium	Diameter [mm]	F	L [mm]	Packaging unit [piece]	Item no.
	POM	Air, water	4	G 1/4	24.0	10	782 298	
			6	G 1/8	25.5	10	782 296	
			6	G 1/4	24.0	10	782 299	
			8	G 1/8	25.5	10	782 297	
			8	G 1/4	24.0	10	782 300	
			8	G 3/8	25.5	10	782 302	
			10	G 1/4	31.0	10	782 301	
			10	G 3/8	28.5	10	782 303	
			10	G 1/2	30.5	1	782 305	
			12	G 3/8	30.5	1	782 304	
			12	G 1/2	34.5	1	782 306	
			15	G 1/2	38.5	1	782 307	
			18	G 1/2	58.5	1	782 308	
			22	G 3/4	61.0	1	782 309	

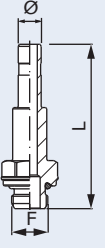
Ordering chart, straight plug-in connector, general pneumatic duty, with O-Ring

TVG002, cylindrical		Material	Medium	Diameter [mm]	F	L [mm]	Packaging unit [piece]	Item no.
	Brass nickel-plated	Air, neutral gases	4	G 1/8	22.1	10	771 499	
			4	G 1/4	21.4	10	771 500	
			6	G 1/8	23.2	10	771 501	
			6	G 1/4	23.5	10	771 502	
			6	G 3/8	20.5	10	771 503	
			8	G 1/8	25.5	10	771 504	
			8	G 1/4	24.5	10	771 505	
			8	G 3/8	21.0	10	771 506	
			8	G 1/2	24.5	10	771 507	
			10	G 1/8	29.2	10	771 508	
			10	G 1/4	30.9	10	771 509	
			10	G 3/8	27.2	10	771 510	
			10	G 1/2	30.4	10	771 511	
			12	G 1/4	33.5	10	771 512	
			12	G 3/8	28.5	10	771 513	
			12	G 1/2	31.0	10	771 514	

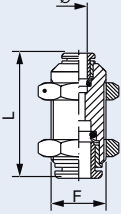
Ordering chart, basic connector, short, male, threaded, with O-Ring

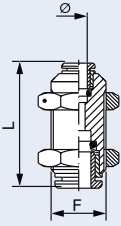
TVG002, cylindrical 	Material	Medium	Diameter [mm]	F	L [mm]	Packaging unit [piece]	Item no.
	Brass nickel-plated	Air	4	M 5	25.2	10	780 023
4			G 1/8	28.9	10	780 024	
4			G 1/4	32.4	10	780 025	
6			M 5	25.7	10	780 022	
6			G 1/8	29.4	10	780 026	
6			G 1/4	32.9	10	780 027	
8			G 1/8	30.6	10	780 028	
8			G 1/4	34.0	10	780 029	
8			G 3/8	35.4	10	780 030	
4			M 7	26.5	10	787 832	
10			G 1/4	38.2	10	780 031	
6			M 7	25.8	10	787 833	
10			G 3/8	38.7	10	780 032	
12			G 3/8	42.2	10	780 033	
12			G 1/2	44.2	10	780 034	

Ordering chart, basic connector, long, male, threaded, with O-Ring

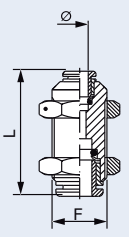
TVG002, cylindrical 	Material	Medium	Diameter [mm]	F	L [mm]	Packaging unit [piece]	Item no.
	Brass nickel-plated	Air	4	G 1/8	40.4	10	780 094
6			G 1/8	43.4	10	780 095	
6			G 1/4	46.9	10	780 096	
8			G 1/8	46.5	10	780 097	
8			G 1/4	50.0	10	780 098	
8			G 3/8	51.4	10	780 099	
10			G 1/4	54.6	10	780 100	
10			G 3/8	56.1	10	780 101	

Ordering chart, bulkhead connector

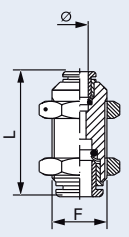
TVG002 	Material	Medium	Diameter [mm]	F	L [mm]	Packaging unit [piece]	Item no.
	Brass nickel-plated	Air	4	M 11x1	30.6	1	780 048
6			M 13x1	33.0	1	780 049	
8			M 15x1	35.7	1	780 050	
10			M 17x1	39.2	1	780 051	
12			M 20x1	40.7	1	780 052	

TVG002 	Material	Medium	Diameter [mm]	F	L [mm]	Packaging unit [piece]	Item no.
	Stainless steel	Air	4	M 11x0.75	32.7	1	787 834
6			M 14x1	35.7	1	787 835	
8			M 16x1.25	36.7	1	787 836	
10			M 18x1	43.2	1	787 837	
12			M 22x1.5	46.8	1	787 838	
14			M24x1.5	48.2	1	773 250	
16			M26x1.5	48.2	1	773 232	

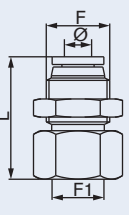
Ordering chart, bulkhead connector

TVU002 	Material	Medium	Diameter [mm]	F BSP thread	L [mm]	Packaging unit [piece]	Item no.
	POM	Air, water	4	G 3/8	35.0	1	782 339
			6	G 3/8	34.0	1	782 340
			8	G 1/2	40.0	1	782 341
			10	G 1/2	41.0	1	782 342
			12	G 3/4	52.0	1	782 343

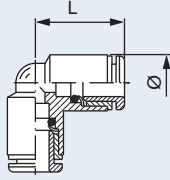
Ordering chart, bulkhead connector, light

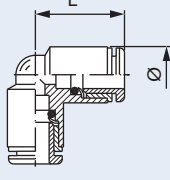
TVG002 	Material	Medium	Diameter [mm]	F Thread	L [mm]	Packaging unit [piece]	Item no.
	Brass nickel-plated	Air, neutral gases	4	M 12x1.0	30.0	10	771 563
			6	M 14x1.0	31.5	10	771 564
			8	M 16x1.0	34.5	10	771 565
			10	M 20x1.0	41.0	10	771 566
			12	M 22x1.0	44.8	5	771 567

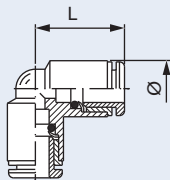
Ordering chart, bulkhead connector, female

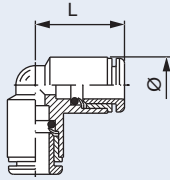
TVG002 cylindrical 	Material	Medium	Diameter [mm]	F1 Threaded Port	F Thread	L [mm]	Packaging unit [piece]	Item no.
	Brass nickel-plated	Air, neutral gases	4	G 1/8	M 12x1.0	23.7	10	771 619
			4	G 1/4	M 12x1.0	27.0	10	771 620
			6	G 1/8	M 14x1.0	24.7	10	771 621
			6	G 1/4	M 14x1.0	27.0	10	771 622
			8	G 1/4	M 16x1.0	29.0	10	770 952
			8	G 3/8	M 16x1.0	28.8	10	771 624
			10	G 1/4	M 20x1.0	32.6	10	770 953
			10	G 3/8	M 20x1.0	33.8	10	771 626
			12	G 3/8	M 22x1.0	34.6	10	771 627
			12	G 1/2	M 22x1.0	37.0	5	771 628

Ordering chart, elbow connector

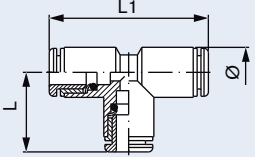
TVG002 	Material	Medium	Diameter [mm]	L [mm]	Packaging unit [piece]	Item no.
	Brass nickel-plated	Air	4	16.7	10	780 012
			6	19.0	10	780 013
			8	21.3	10	780 014
			10	23.3	1	780 015
			12	26.0	1	780 016

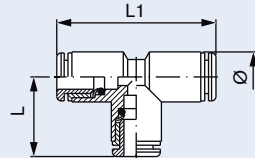
TVG002 	Material	Medium	Diameter [mm]	L [mm]	Packaging unit [piece]	Item no.
	Stainless steel	Air	4	16.2	1	787 818
			6	20.6	1	787 819
			8	21.4	1	787 820
			10	24.6	1	787 821
			12	25.6	1	787 822

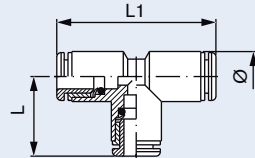
TVU002 	Material	Medium	Diameter [mm]	L [mm]	Packaging unit [piece]	Item no.
	POM	Air, water	4	24.0	10	782 379
			6	27.0	10	782 380
			8	30.0	10	782 381
			10	35.0	1	782 382
			12	44.0	1	782 383
15	50.0	1	782 384			

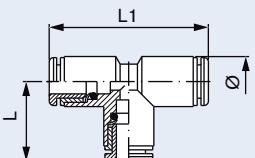
TVG002 	Material	Medium	Diameter [mm]	L [mm]	Packaging unit [piece]	Item no.
	PBTP Plastic	Air, neutral gases	4	24.0	10	771 573
			6	25.5	10	771 574
			8	29.6	10	771 575
			10	36.7	10	771 576
			12	39.8	10	771 577

Ordering chart, T-connector

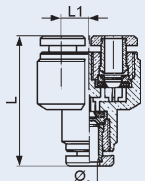
TVG002 	Material	Medium	Diameter [mm]	L [mm]	L1 [mm]	Packaging unit [piece]	Item no.
	Brass nickel-plated	Air	4	16.7	33.4	1	780 017
6			19.0	38.0	1	780 018	
8			21.3	42.6	1	780 019	
10			23.3	46.6	1	780 020	
12			26.0	52.0	1	780 021	

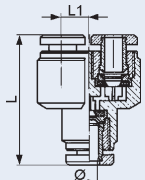
TVG002 	Material	Medium	Diameter [mm]	L [mm]	L1 [mm]	Packaging unit [piece]	Item no.
	Stainless steel	Air	4	16.4	32.8	1	787 827
6			20.6	41.2	1	787 828	
8			21.4	42.8	1	787 829	
10			24.6	49.2	1	787 830	
12			25.6	51.2	1	787 831	

TVU002 	Material	Medium	Diameter [mm]	L [mm]	L1 [mm]	Packaging unit [piece]	Item no.
	POM	Air, water	4	18.0	35.0	10	782 387
6			18.0	40.0	10	782 388	
8			20.0	42.0	10	782 389	
10			21.0	50.0	1	782 390	
12			25.0	65.0	1	782 391	
15			32.0	73.0	1	782 392	

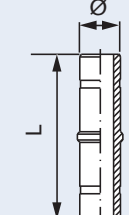
TVG002 	Material	Medium	Diameter [mm]	L [mm]	L1 [mm]	Packaging unit [piece]	Item no.
	PBTP Plastic	Air, neutral gases	4	18.6	24.0	10	771 578
6			19.3	25.5	10	771 579	
8			22.4	29.6	10	771 580	
10			28.6	36.7	5	771 581	
12			28.8	39.8	5	771 582	

Ordering chart, Y-connector

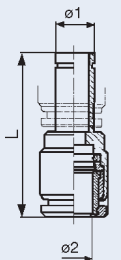
	Material	Medium	Diameter [mm]	L [mm]	L1 [mm]	Packaging unit [piece]	Item no.
	POM	Air, water	4	37.0	7.5	10	782 395
			6	35.5	9.0	1	782 396
			8	50.0	10.8	1	782 397

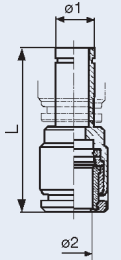
	Material	Medium	Diameter [mm]	L [mm]	L1 [mm]	Packaging unit [piece]	Item no.
	PBTP Plastic	Air, neutral gases	4	32.5	22.2	10	771 591
			6	37.0	26.0	10	771 592
			8	39.4	29.6	10	771 593
			10	50.2	37.2	5	771 594
12			59.2	42.6	5	771 595	

Ordering chart, connector

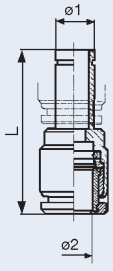
	Material	Medium	Diameter [mm]	L [mm]	Packaging unit [piece]	Item no.
	Brass nickel-plated	Air	4	34.0	10	780 035
			6	37.5	10	780 036
			8	37.5	10	780 037
			10	45.0	10	780 038
			12	48.0	10	780 039

Ordering chart, reducer

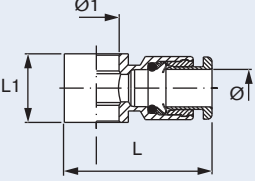
	Material	Medium	Diameter 1 [mm]	Diameter 2 [mm]	L [mm]	Packaging unit [piece]	Item no.
	Brass nickel-plated	Air	6	4	29.9	10	780 040
			8	4	29.9	10	780 041
			8	6	31.9	10	780 042
			10	6	36.2	10	780 043
			10	8	40.8	10	780 044
			12	6	42.0	10	780 046
			12	8	40.1	10	780 047
			12	10	44.3	10	781 013

	Material	Medium	Diameter 1 [mm]	Diameter 2 [mm]	L [mm]	Packaging unit [piece]	Item no.
	Stainless steel	Air, neutral gases	6	4	35.6	1	771 477
			8	4	35.6	1	771 478
			8	6	42.1	1	771 479
			10	6	43.1	1	771 480
			10	8	43.1	1	771 481
			12	10	46.6	1	771 482

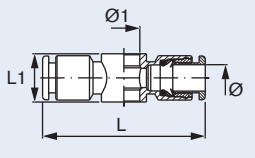
Ordering chart, reducer

TVG002 	Material	Medium	Diameter 1 [mm]	Diameter 2 [mm]	L [mm]	Packaging unit [piece]	Item no.
	PBTP Plastic	Air, neutral gases	6	4	36.5	10	771 596
8			4	37.0	10	771 597	
8			6	41.6	10	771 598	
10			6	43.6	10	771 599	
10			8	45.6	10	771 600	
12			6	46.6	10	771 601	
12			8	47.6	10	771 602	
12			10	52.0	10	771 603	

Ordering chart, Banjo, single

TVG002 	Material	Medium	Connection diameter [mm]	for banjo bolt	L [mm]	L1 [mm]	Packaging unit [piece]	Item no.
	Brass nickel-plated	Air	4	G 1/8	21.3	15.0	10	780 062
6			G 1/8	23.0	15.0	10	780 063	
6			G 1/4	24.5	17.0	10	780 064	
8			G 1/8	24.8	15.0	10	780 065	
8			G 1/4	26.5	17.0	10	780 066	
8			G 3/8	28.5	20.0	1	780 067	
10			G 1/4	31.4	17.0	1	780 068	
10			G 3/8	32.8	20.0	1	780 069	
12			G 3/8	35.3	20.0	1	780 070	
12			G 1/2	37.0	24.0	1	780 504	

Ordering chart, Banjo, double

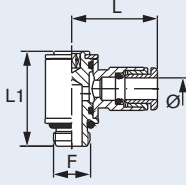
TVG002 	Material	Medium	Connection diameter [mm]	for banjo bolt	L [mm]	L1 [mm]	Packaging unit [piece]	Item no.
	Brass nickel-plated	Air	4	G 1/8	42.6	15.0	1	780 071
6			G 1/8	46.0	15.0	1	780 072	
6			G 1/4	49.0	17.0	1	780 073	
8			G 1/8	49.6	15.0	1	780 074	
8			G 1/4	53.0	17.0	1	780 075	
8			G 3/8	57.0	20.0	1	780 076	
10			G 1/4	62.8	17.0	1	780 077	
10			G 3/8	65.5	20.0	1	780 078	

Note

Banjo bolts, see TVG003

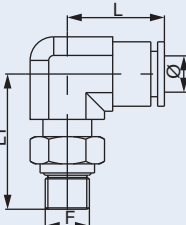
Ordering chart, elbow threaded connection, rotatable, with O-Ring

TVG002, cylindrical



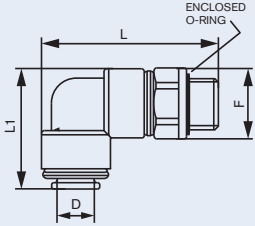
Material	Medium	Con- tion diameter [mm]	F	L [mm]	L1 [mm]	Packaging unit [piece]	Item no.
Brass nickel- plated	Air	4	M 5	20.2	18.4	1	780 080
		4	G 1/8	21.3	24.9	1	780 081
		6	M 5	23.5	18.4	1	787 814
		6	G 1/8	23.0	24.9	1	780 082
		6	G 1/4	24.5	29.4	1	780 083
		8	G 1/8	24.8	24.9	1	780 086
		8	G 1/4	26.5	25.4	1	780 084
		10	G 1/4	31.4	29.4	1	780 085

TVG002, cylindrical



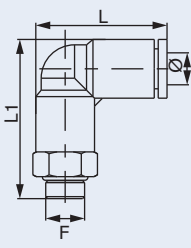
Material	Medium	Con- tion diameter [mm]	F	L [mm]	L1 [mm]	Packaging unit [piece]	Item no.
Stainless steel	Air, neutral gases	4	M 5	17.1	26.5	1	771 488
		4	G 1/8	17.1	26.9	1	771 489
		4	G 1/4	17.1	28.9	1	771 490
		6	G 1/8	20.6	27.8	1	770 757
		6	G 1/4	20.6	30.0	1	770 758
		8	G 1/8	21.4	29.8	1	771 491
		8	G 1/4	21.4	32.0	1	771 492
		8	G 3/8	21.4	32.0	1	771 493
		10	G 3/8	24.6	33.1	1	771 494
		12	G 3/8	25.6	35.8	1	771 495
12	G 1/2	25.6	38.8	1	771 496		

TVU002, cylindrical

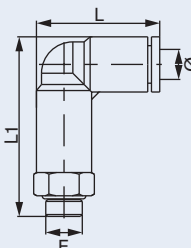


Material	Medium	Con- tion diameter [mm]	F	L [mm]	L1 [mm]	Packaging unit [piece]	Item no.
POM	Air, water	4	G 1/8	35.5	24.0	10	782 344
		4	G 1/4	39.0	24.0	10	782 347
		6	G 1/8	39.5	27.0	10	782 345
		6	G 1/4	43.0	27.0	10	782 348
		8	G 1/8	41.5	30.0	10	782 346
		8	G 1/4	45.0	30.0	10	782 349
		8	G 3/8	46.5	30.0	1	782 351
		10	G 1/4	50.0	35.0	1	782 350
		10	G 3/8	51.5	35.0	1	782 352
		10	G 1/2	54.5	35.0	1	782 355
		12	G 3/8	59.5	44.0	1	782 353
		12	G 1/2	62.5	44.0	1	782 356
		15	G 3/8			1	782 354
		15	G 1/2		on request	1	782 357
		18	G 1/2			1	782 358
		22	G 1/2			1	782 359
22	G 3/4			1	782 360		

Ordering chart, elbow connector, male, rotatable, threaded, with O-Ring

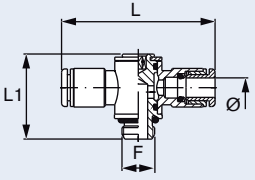
TVG002, cylindrical		Material	Medium	Con- tion diameter [mm]	F	L [mm]	L1 [mm]	Packaging unit [piece]	Item no.
	PBTP Plastic	Air, neutral gases	4	G 1/8	22.1	30.3	10	771 515	
			4	G 1/4	21.4	32.0	10	771 516	
			6	G 1/8	23.2	32.3	10	771 517	
			6	G 1/4	23.5	34.8	10	771 518	
			6	G 3/8	20.5	36.2	10	771 519	
			8	G 1/8	25.5	32.5	10	771 520	
			8	G 1/4	24.5	32.5	10	771 521	
			8	G 3/8	21.0	37.5	10	771 522	
			8	G 1/2	24.5	40.0	10	771 523	
			10	G 1/8	29.2	38.9	10	771 524	
			10	G 1/4	30.9	42.5	10	771 525	
			10	G 3/8	27.2	44.1	10	771 526	
			10	G 1/2	30.4	46.9	5	771 527	
			12	G 1/4	33.5	44.5	5	771 528	
			12	G 3/8	28.5	46.6	5	771 529	
12	G 1/2	31.0	49.6	5	771 530				

Ordering chart, elbow connector, long version, male, rotatable, threaded, with O-Ring

TVG002, cylindrical		Material	Medium	Con- tion diameter [mm]	F	L [mm]	L1 [mm]	Packaging unit [piece]	Item no.
	PBTP Plastic	Air, neutral gases	4	G 1/8	24.0	42.0	10	771 531	
			4	G 1/4	24.0	44.0	10	771 532	
			6	G 1/8	25.2	45.8	10	771 533	
			6	G 1/4	25.2	47.8	10	771 534	
			6	G 3/8	25.2	49.0	10	771 535	
			8	G 1/8	30.5	48.0	10	771 536	
			8	G 1/4	30.5	51.3	10	771 537	
			8	G 3/8	30.5	52.6	5	771 538	
			8	G 1/2	30.5	51.7	5	771 539	
			10	G 1/8	37.4	57.4	5	771 540	
			10	G 1/4	37.4	59.2	5	771 541	
			10	G 3/8	37.4	60.8	5	771 542	
			10	G 1/2	37.4	65.8	5	771 543	
			12	G 1/4	40.4	66.0	5	771 544	
			12	G 3/8	40.4	67.6	5	771 545	
12	G 1/2	40.4	73.1	5	771 546				

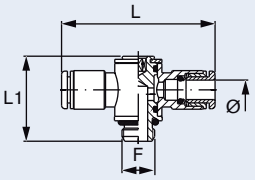
Ordering chart, T-connector, rotatable, threaded, with O-Ring

TVG002, cylindrical



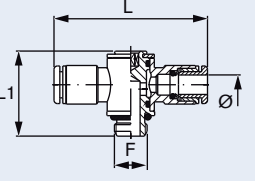
Material	Medium	Diameter [mm]	F	L [mm]	L1 [mm]	Packaging unit [piece]	Item no.
Brass nickel-plated	Air	4	M 5	40.4	18.4	1	780 087
		4	G 1/8	42.6	24.9	1	780 088
		6	G 1/8	46.0	24.9	1	780 089
		6	G 1/4	49.0	29.4	1	780 090
		8	G 1/8	49.6	24.9	1	780 093
		8	G 1/4	53.0	29.4	1	780 091
		10	G 1/4	62.8	29.4	1	780 092

TVU002, cylindrical



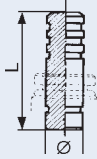
Material	Medium	Diameter [mm]	F	L [mm]	L1 [mm]	Packaging unit [piece]	Item no.
POM	Air, water	4	G 1/8	35.0	35.5	10	782 361
		4	G 1/4	35.0	39.0	10	782 364
		6	G 1/8	40.0	38.5	10	782 362
		6	G 1/4	40.0	42.0	10	782 365
		8	G 1/8	42.0	41.5	1	782 363
		8	G 1/4	42.0	45.0	1	782 366
		8	G 3/8	42.0	46.5	1	782 368
		10	G 1/4	50.0	50.0	1	782 367
		10	G 3/8	50.0	51.5	1	782 369
		10	G 1/2	50.0	56.0	1	782 372
		12	G 3/8	65.0	51.5	1	782 370
		12	G 1/2	65.0	62.5	1	782 373

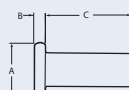
TVG002, cylindrical

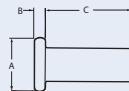


Material	Medium	Diameter [mm]	F	L [mm]	L1 [mm]	Packaging unit [piece]	Item no.
PBTP Plastic	Air neutral gases	4	G 1/8	36.6	30.3	10	771 547
		4	G 1/4	36.6	32.0	10	771 548
		6	G 1/8	37.8	32.3	10	771 549
		6	G 1/4	37.8	34.8	10	771 550
		6	G 3/8	37.8	36.2	10	771 551
		8	G 1/8	45.0	32.5	10	771 552
		8	G 1/4	45.0	35.5	10	771 553
		8	G 3/8	45.0	37.5	10	771 554
		8	G 1/2	45.0	40.0	5	771 555
		10	G 1/8	55.4	38.9	5	771 556
		10	G 1/4	55.4	42.5	5	771 557
		10	G 3/8	55.4	44.1	5	771 558
		10	G 1/2	55.4	46.9	5	771 559
		12	G 1/4	59.0	44.5	5	771 560
		12	G 3/8	59.0	46.6	5	771 561
12	G 1/2	59.0	49.6	5	771 562		

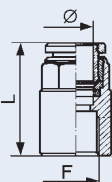
Ordering chart, plug

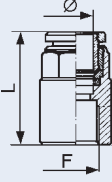
TVG002 	Material	Medium	Diameter [mm]	L [mm]	Packaging unit [piece]	Item no.
	Brass nickel-plated	Air	4	27.0	10	781 664
			6	29.5	10	781 665
			8	34.0	10	781 666
			10	36.0	10	781 667
			12	37.0	10	781 668

TVU002 	Material	Medium	Diameter [mm]	L [mm]	Packaging unit [piece]	Item no.
	POM	Air, water	4	25.4	10	782 398
			6	26.2	10	782 399
			8	26.9	10	782 400
			10	31.2	10	782 401
			12	33.9	10	782 402
			15	40.0	10	782 403
			18	40.0	10	782 404
			22	40.3	1	782 405

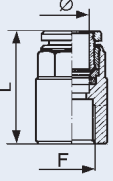
TVG002 	Material	Medium	Diameter [mm]	L [mm]	Packaging unit [piece]	Item no.
	PBTP Plastic	Air, neutral gases	4	30.0	10	771 604
			6	34.0	10	771 605
			8	38.0	10	771 606
			10	42.0	10	771 607
			12	46.0	10	771 608

Ordering chart, Straight push-in connector, female

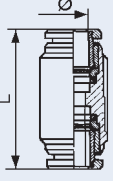
TVG002, cylindrical		Material	Medium	Diameter [mm]	F	L [mm]	Packaging unit [piece]	Item no.
	Brass nickel-plated	Air	3	M 5	15.7	10	787 840	
			4	G 1/8	26.2	10	782 275	
			4	G 1/4	28.6	10	782 278	
			6	G 1/8	27.1	10	782 276	
			6	G 1/4	29.3	10	782 279	
			8	G 1/8	28.1	10	782 277	
			8	G 1/4	30.0	10	782 280	

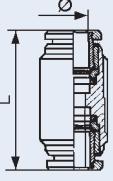
TVU002, cylindrical		Material	Medium	Diameter [mm]	F	L [mm]	Packaging unit [piece]	Item no.
	POM	Air, water	4	G 1/8	28.0	10	782 406	
			6	G 1/8	31.0	10	782 407	
			6	G 1/4	32.0	10	782 408	

Ordering chart, Straight push-in connector, female, light

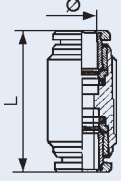
TVG002, cylindrical		Material	Medium	Diameter [mm]	F	L [mm]	Packaging unit [piece]	Item no.
	Brass nickel-plated	Air, neutral gases	4	G 1/8	24.0	10	771 587	
			6	G 1/4	24.0	10	771 588	
			8	G 1/4	28.2	10	771 589	
			10	G 3/8	33.2	10	771 590	

Ordering chart, connector

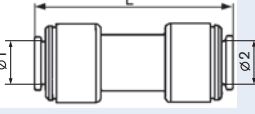
TVG002		Material	Medium	Diameter [mm]	L [mm]	Packaging unit [piece]	Item no.
	Brass nickel-plated	Air	3	18.4	1	787 841	
			4	30.6	10	787 842	
			6	33.0	10	782 282	
			8	35.7	10	782 283	
			10	39.2	1	782 284	
			12	40.7	1	782 285	

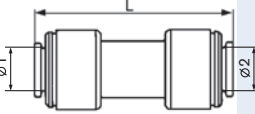
TVG002		Material	Medium	Diameter [mm]	L [mm]	Packaging unit [piece]	Item no.
	Stainless steel	Air, neutral gases	4	29.2	1	771 483	
			6	34.6	1	771 484	
			8	35.7	1	771 485	
			10	37.8	1	771 486	
			12	40.8	1	771 487	

Ordering chart, connector

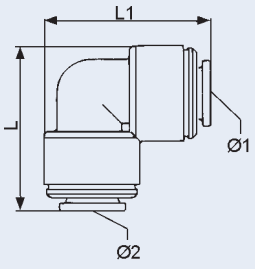
	Material	Medium	Diameter [mm]	L [mm]	Packaging unit [piece]	Item no.
	PBTP Plastic	Air, neutral gases	4	32.6	10	771 568
			6	35.0	10	771 569
			8	36.5	10	771 570
			10	47.6	10	771 571
			12	48.8	10	771 572

Ordering chart, straight reducing connector

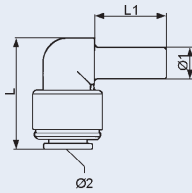
	Material	Medium	Diameter 1 [mm]	Diameter 2 [mm]	L [mm]	Packaging unit [piece]	Item no.
	POM	Air, water	6	4	35.0	10	782 430
			8	4	42.0	10	782 431
			8	6	42.0	10	782 432
			10	4	42.0	10	782 433
			10	6	42.0	10	782 434
			10	8	42.0	10	782 435
			12	8	53.0	10	782 436
12			10	54.0	1	782 437	

	Material	Medium	Diameter 1 [mm]	Diameter 2 [mm]	L [mm]	Packaging unit [piece]	Item no.
	PBTP Plastic	Air, neutral gases	6	4	35.5	10	771 583
			8	6	36.7	10	771 584
			10	8	43.4	10	771 585
			12	10	45.4	10	771 586

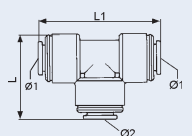
Ordering chart, elbow reducing connector

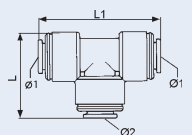
	Material	Medium	Diameter 1 [mm]	Diameter 2 [mm]	L [mm]	L [mm]	Packaging unit [piece]	Item no.
	POM	Air, water	6	4	27.0	27.0	10	782 438
			8	4	30.0	29.0	10	782 439
			8	6	30.0	29.0	10	782 440
			10	4	35.0	34.0	1	782 441
			10	6	35.0	34.0	1	782 442
			10	8	35.0	35.0	1	782 443
			12	8	43.0	41.0	1	782 444
12			10	45.0	43.0	1	782 445	

Ordering chart, elbow connector

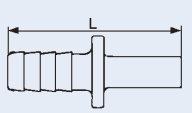
TVU002 	Material	Medium	Diameter 1 [mm]	Diameter 2 [mm]	L [mm]	L [mm]	Packaging unit [piece]	Item no.
	POM	Air, water	4	4	22.0	17.0	10	782 446
		6	6	25.0	18.0	10	782 447	
		8	8	27.0	19.0	10	782 448	
		10	10	33.0	24.0	10	782 449	
		12	12	39.0	28.0	1	782 450	
		15	15	51.0	34.0	1	782 451	
		18	18	53.0	32.0	1	782 452	

Ordering chart, T-reducing connector

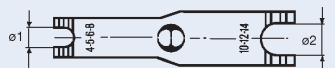
TVU002 	Material	Medium	Diameter 1 [mm]	Diameter 2 [mm]	L [mm]	L [mm]	Packaging unit [piece]	Item no.
	POM	Air, water	18	15	87.0	56.0	1	782 456
		22	15	90.0	60.0	1	782 457	

TVG002 	Material	Medium	Diameter 1 [mm]	Diameter 2 [mm]	L [mm]	L [mm]	Packaging unit [piece]	Item no.
	PBTP Plastic	Air, neutral gases	6	4	41.6	25.4	10	771 629
8			6	46.1	29.4	10	771 630	
10			6	49.2	31.9	10	771 631	
10			8	49.2	33.5	10	771 632	
12			8	56.0	35.8	5	771 633	
12			10	56.0	37.6	5	771 634	

Ordering chart, tube plug

TVU002 	Material	Medium	Pipe, external [mm]	Pipe, internal [mm]	L [mm]	Packaging unit [piece]	Item no.
	POM	Air, water	6	4	42.0	10	782 453
		8	6	43.1	10	782 454	
		10	8	50.0	10	782 455	

Ordering chart, Disassembly tool, 4 to 14 mm

TVU002 	Material	L [mm]	Packaging unit [piece]	Item no.
	Brass nickel-plated	95.0	1	780 109

To find your nearest Burkert facility, click on the orange box →

www.burkert.com

In case of special application conditions, please consult for advice.

Subject to alterations
© Christian Bürkert GmbH & Co. KG

1511/1_EU-en_00895234