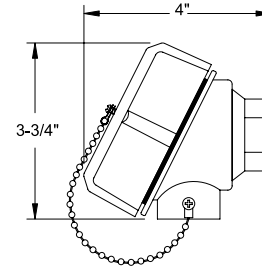


## EXPLOSION-PROOF REPLACEMENT HEADS AND TERMINAL BLOCKS

### CAST ALUMINUM – FM/CSA approved

FM/CSA approved for Class I, Div. 1, Groups B, C, D; Class II, Groups E, F, G; gasketed screw cover and stainless steel chain; 6-post ceramic terminal block included. For epoxy-coated, add suffix-E to part #. (e.g., PH50E)

Ordering Code	Process Conn.	Conduit Conn.
PH50	1/2"	1/2"
PH51	1/2"	3/4"
PH52	3/4"	3/4"

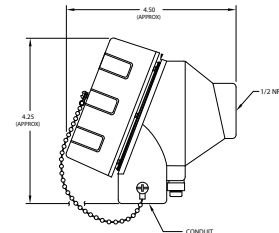


PH50-52,  
PH56-57

### STAINLESS STEEL – FM/CSA approved

FM/CSA approved for Class I, Div. 1, Groups B, C, D; Class II, Groups E, F, G; gasketed screw cover and stainless steel chain; 6-post ceramic terminal block included.

Ordering Code	Process Conn.	Conduit Conn.
PH56	1/2"	1/2"
PH57	1/2"	3/4"



PH53

### CAST ALUMINUM – ATEX approved

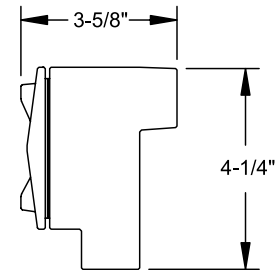
ATEX approved for EEx d IIC, gasketed screw cover and stainless steel chain; 3-post ceramic terminal block included.

Ordering Code	Process Conn.	Conduit Conn.
PH53	1/2"	3/4"

### CAST ALUMINUM – UL/CSA approved

UL/CSA approved for Class I, Div. 1, Groups C, D; Class II, Groups E, F, G; screw cover; 4-post plastic terminal strip included. For epoxy-coated, add suffix-E to part #. (e.g., PH17E)

Ordering Code	Process Conn.	Conduit Conn.
PH17	1/2"	1/2"
PH18	1/2"	3/4"
PH19	3/4"	3/4"

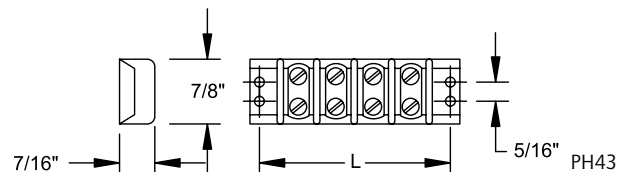


PH17-19

### PLASTIC TERMINAL STRIP REPLACEMENTS

For explosion-proof heads (PH17-PH22), brass terminals

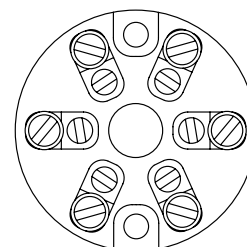
Ordering Code	No. of Terminals	Length of Strip
PH43-4	4	2.16"
PH43-6	6	2.91"



### CERAMIC TERMINAL BLOCK REPLACEMENTS

For explosion-proof heads (PH50-PH52), brass terminals

Ordering Code	No. of Terminals	Max. Wire Size
PH48	3	8 AWG.
PH49	6	14 AWG.



PH49