

# EDS Series Factory Sealed Manual Motor Starters and Contactors

## Explosionproof, Dust-Ignitionproof

### NEC/CEC:

Class I, Division 1 and 2, Groups C, D  
Class II, Division 1 and 2, Groups E, F, G  
Class III  
NEMA 3, 3R, 7CD, 9EFG

### Applications

- Manual motor starters are available to meet any plant installation requirement.
- They may be used to install a variety of electrical wiring devices and comes complete with covers and dead-end or feed-thru hub arrangements. Available with or without heater.
- Complete units are ideal for manual starting of small Vac or Vdc motors in locations made hazardous by the presence of flammable vapors, gases or combustible dust.

### Features

- Easily readable operator handle with provisions for padlocking in the ON or OFF position.
- Cast in hubs.
- Interchangeable heater units.

### Standard Materials

- Body and cover: malleable iron
- Sealing chamber: copperfree (4/10 of 1% max.) aluminum
- Operating handle: nylon

### Standard Finishes

- Body and cover: gray epoxy powder coat

### Options

- For Aluminum Backbox and Cover add suffix **-A**.
- Starters are furnished with one interchangeable heater. Select heater number from heater selection table and add appropriate suffix to catalog number. For example, a complete catalog number with Allen-Bradley ◀ motor starter and Allen-Bradley ◀ 0-17 amp heater: EDS150-1MSAB-AB1.

### NEC/CEC Certifications and Compliances

- UL Standards: UL 508, UL 698, UL 1203
- CSA Standards: C22.2 No 14-M, C22.2 No. 25, C22.2 No. 30
- cULus Listed: E76550, E81751



1-Gang  
Dead-End



2-Gang  
Feed-Thru

CONTROLS: NEC/CEC EXPLOSIONPROOF MOTOR STARTERS

Appleton

◀ Allen-Bradley is a registered trademark of Rockwell Automation.

Visit our website at [www.emerson.com](http://www.emerson.com) or contact us at (800) 621-1506.  
© February 2018

317

EMERSON

# EDS Series Factory Sealed Manual Motor Starters and Contactors

Explosionproof, Dust-Ignitionproof

**NEC/CEC:**

Class I, Division 1 and 2, Groups C, D  
 Class II, Division 1 and 2, Groups E, F, G  
 Class III  
 NEMA 3, 3R, 7CD, 9EFG



CONTROLS: NEC/CEC EXPLOSIONPROOF MOTOR STARTERS

**Factory Sealed Manual Motor Starters**

Poles	Hub Size (Inches)	Catalog Number Cover/Chamber/Device		1-Gang Catalog Number ②		2-Gang Catalog Number ②	
		Allen Bradley ◀ ①	Cutler-Hammer + ①	Dead-End	Feed-Thru	Dead-End	Feed-Thru
1	1/2			EDS150-1MS	EDSC150-1MS	EDS250-1MS	EDSC250-1MS
	3/4	EDK1MSAB	EDK1MSW	EDS175-1MS	EDSC175-1MS	EDS275-1MS	EDSC275-1MS
	1			EDS110-1MS	EDSC110-1MS	EDS210-1MS	EDSC210-1MS
2	1/2			EDS150-2MS	EDSC150-2MS	EDS250-2MS	EDSC250-2MS
	3/4	EDK2MSAB	EDK2MSW	EDS175-2MS	EDSC175-2MS	EDS275-2MS	EDSC275-2MS
	1			EDS110-2MS	EDSC110-2MS	EDS210-2MS	EDSC210-2MS

**Manual Motor Starter Horsepower Ratings**

Poles	120-240 Vac	32 Vdc	120 Vdc	240 Vdc	Allen-Bradley ◀ Catalog Number	Cutler-Hammer + Catalog Number
1	1 HP	—	—	—	Bulletin 600	—
2	1 HP	—	3/4 HP	3/4 HP	Bulletin 600	—
1	1 HP	1/4 HP	—	1/4 HP	—	MST01
2	1 HP	1/4 HP	1 HP	1 HP	—	MST02

**EFD Non-Factory Sealed Manual Contactors — No Heater Options**

Poles	Hub Size (Inches)	Catalog Numbers		Description	Switch Ratings
		Dead-End	Feed-Thru		
2	1/2	EFD150-2MS	EFDC150-2MS	SQUARE D Class 2510, Type KO-1	30 Amp, 250 Vac/Vdc; 20 Amp, 600 Vac; 1 HP, 115 Vac; 2 HP, 230 Vac; 3 HP, 460-575 Vac
	3/4	EFD175-2MS	EFDC175-2MS		
	1	EFD110-2MS	EFDC110-2MS		
3	1/2	EFD150-3MS	EFDC150-3MS	ARROW-HART AH7810-UD	30 Amp, 600 Vac; 3 HP, 120 Vac; 7-1/2 HP, 240 Vac; 15 HP, 480 Vac; 15 HP 600 Vac
	3/4	EFD175-3MS	EFDC175-3MS		
	1	EFD110-3MS	EFDC110-3MS		

**Non-Factory Sealed Components**

Poles	Description	Catalog Number
—	Cover only	EFKMSQ
2	Device only	EFS2MSQ
3	Device only	EFS3MSQ

+ Cutler-Hammer is a registered trademark of Eaton Corporation.

◀ Allen-Bradley is a registered trademark of Rockwell Automation.

① For heaters, see following page.

② **Ordering Instructions:** Add suffix **-AB** to catalog number for Allen-Bradley motor starter; add suffix **-W** for Cutler-Hammer motor starter. Starters are furnished with one interchangeable heater. Select heater number from heater selection table and add appropriate suffix to catalog number. For example, a complete catalog number with Allen-Bradley motor starter and Allen-Bradley heater: **EDS150-1MSAB-AB1**. For Aluminum Backbox and Cover add suffix **-A**.

# EDS Series Factory Sealed Manual Motor Starter and Contactor Heaters

Allen-Bradley and Cutler-Hammer heaters and starters are not interchangeable with each other.

**NEC/CEC:**

Class I, Division 1, Groups C, D  
 Class I, Division 2, Groups B, C, D  
 Class II, Division 1 and 2, Groups E, F, G  
 Class III  
 NEMA 3, 3R, 7CD, 9EFG

The "Full Load Motor Current" listed in the tables below are ratings which determine the proper heat element that should be used with the EDS Series starters. Refer to motor nameplate for its full load motor current. It is our recommendation that for normal conditions the heater element selected should have a capacity of 20 to 25% greater than the full load current of the motor. This applies to standard +40 °C (+104 °F) temperature rise motors. For +50 °C (+122 °F) rise motors, a heater not greater than 115% full load current should be selected.

However, due to the difference between full load motor currents of various motor manufacturers of the same size motors, the above information is approximate.

If selection of heater element is uncertain as might be in the case of a motor subject to frequent starting and intermittent load, it is advisable to contact the starter manufacturer or his local representative giving full particulars, such as motor horsepower, voltage, phase cycles, name or manufacturer or pertinent data that may aid in the selection of the proper heater element.

**Allen-Bradley †**

Full Load Motor Current (Amp)	Add Suffix EDS
0.17	-AB1
0.21	-AB2
0.25	-AB3
0.32	-AB4
0.39	-AB5
0.46	-AB6
0.57	-AB7
0.71	-AB8
0.79	-AB9
0.87	-AB10
0.98	-AB11
1.08	-AB12
1.19	-AB13
1.30	-AB14
1.43	-AB15
1.58	-AB16
1.75	-AB17
1.88	-AB18
2.13	-AB19
2.40	-AB20
2.58	-AB21
2.92	-AB22
3.09	-AB23
3.32	-AB24
3.77	-AB25
4.16	-AB26
4.51	-AB27
4.93	-AB28
5.43	-AB29
6.03	-AB30
6.83	-AB31
7.72	-AB32
8.24	-AB33
8.90	-AB34
9.60	-AB35
10.80	-AB36
12.00	-AB37
13.50	-AB38
15.20	-AB39

**Cutler-Hammer ‡**

Full Load Motor Current (Amp)	Heater Rating (Amp)	Add Suffix EDS
0.40-0.43	0.50	-WH1
0.44-0.48	0.55	-WH2
0.49-0.53	0.61	-WH3
0.54-0.58	0.67	-WH4
0.59-0.64	0.74	-WH5
0.65-0.71	0.81	-WH6
0.72-0.78	0.89	-WH7
0.79-0.87	0.98	-WH8
0.88-0.95	1.10	-WH9
0.96-1.03	1.20	-WH10
1.04-1.15	1.30	-WH11
1.16-1.27	1.45	-WH12
1.28-1.35	1.60	-WH13
1.36-1.51	1.70	-WH14
1.52-1.67	1.90	-WH15
1.68-1.83	2.10	-WH16
1.84-1.99	2.30	-WH17
2.00-2.23	2.50	-WH18
2.24-2.47	2.80	-WH19
2.48-2.71	3.10	-WH20
2.72-2.95	3.40	-WH21
2.96-3.27	3.70	-WH22
3.28-3.59	4.10	-WH23
3.60-3.99	4.50	-WH24
4.00-4.39	5.00	-WH25
4.40-4.79	5.50	-WH26
4.80-5.26	6.00	-WH27
5.27-5.83	6.60	-WH28
5.84-6.39	7.30	-WH29
6.40-7.03	8.00	-WH30
7.07-7.74	8.80	-WH31
7.75-8.46	9.70	-WH32
8.47-9.35	10.60	-WH33
9.36-10.30	11.70	-WH34
10.31-11.35	12.90	-WH35
11.36-12.47	14.20	-WH36
12.48-13.67	15.60	-WH37
13.68-15.12	17.10	-WH38
15.13-16.00	18.60	-WH39

‡ Cutler-Hammer is a registered trademark of Eaton Corporation.  
 † Allen-Bradley is a registered trademark of Rockwell Automation.

CONTROLS: NEC/CEC EXPLOSIONPROOF MOTOR STARTERS



# EFD Mounting Bodies for EDS Series Factory Sealed Motor Starters

## Explosionproof, Dust-Ignitionproof





Furnished with Internal Ground Screw.

### NEC/CEC:

Class I, Division 1, Groups C, D  
 Class I, Division 2, Groups B, C, D  
 Class II, Division 1 and 2, Groups E, F, G  
 Class III  
 NEMA 3, 3R, 7CD, 9EFG

CONTROLS: NEC/CEC EXPLOSIONPROOF MOTOR STARTERS

Appleton®

	Type	Hub Size (Inches)	Catalog Number	
			Malleable Iron	Aluminum
<b>1-Gang</b>				
	Dead-End	1/2	EFD150NLQ	EFD150ANLQ
		3/4	EFD175NLQ	EFD175ANLQ
		1	EFD110NLQ	EFD110ANLQ
	Feed-Thru	1/2	EFDC150NLQ	EFDC150ANLQ
		3/4	EFDC175NLQ	EFDC175ANLQ
		1	EFDC110NLQ	EFDC110ANLQ
<b>2-Gang</b>				
	Dead-End	1/2	EFD250NLQ	EFD250ANLQ
		3/4	EFD275NLQ	EFD275ANLQ
		1	EFD210NLQ	EFD210ANLQ
	Feed-Thru	1/2	EFDC250NLQ	EFDC250ANLQ
		3/4	EFDC275NLQ	EFDC275ANLQ
		1	EFDC210NLQ	EFDC210ANLQ
<b>Tandem ①</b>				
	Dead-End	1/2	EFDT50NLQ	—
		3/4	EFDT75NLQ	—
		1	EFDT10NLQ	—
	Feed-Thru	1/2	EFDCT50NLQ	—
		3/4	EFDCT75NLQ	—
		1	EFDCT10NLQ	—
<b>Blank Bodies for Brazed Hubs ②</b>				
	1-Gang		EFD1NL	
	2-Gang		EFD2NL	
	3-Gang		EFD3NL	
	4-Gang		EFD4NL	
	5-Gang		EFD5NL	

① For tandem bodies, external seals must be installed within 1.5 meters (5 feet) of each conduit entrance for Class I, Groups C and D.

② Blank EFD bodies are non-UL Listed.

# EFD Cast Device Boxes; Blank Bodies for Brazed Threaded Hubs

## Ordering Information

1-, 2-, 3-, 4- and 5-Gang Boxes. Brazed Threaded Hubs for Rigid Conduit, 1/2" thru 1"; Brazed Union Hubs, 1/2" thru 1".

### Determine catalog number as follows:

- (1) Select EFD device box catalog number;
- (2) Select "Standard Hub Arrangement Diagram" number; and
- (3) Select symbols that represent hub sizes from "Symbol Table." (Use "0" where no hub is required, and separate the various divisions of the complete catalog number by dashes.)

### Example

The blank body device box selected is EFD3NL and the hub arrangement is diagram #8. Hub "a" is to be 3/4" brazed threaded; hub "b", 1" brazed threaded; hub "c", 3/4" brazed threaded; hub "d", no hub is required; and hub "e", 1" brazed union.

The complete catalog number will be:  
**EFD-3NL-8-23203E**

If a "Standard Hub Arrangement" is not suitable for the application, or when hubs are to be more accurately spaced, submit sketch locating hubs (1) from centerlines of walls and (2) from outside back of box (or from mounting lug surface if lugs are supplied).

**All hubs will be located in centerlines of walls and evenly spaced unless otherwise specified.**

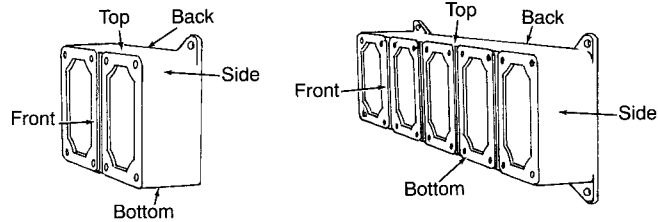
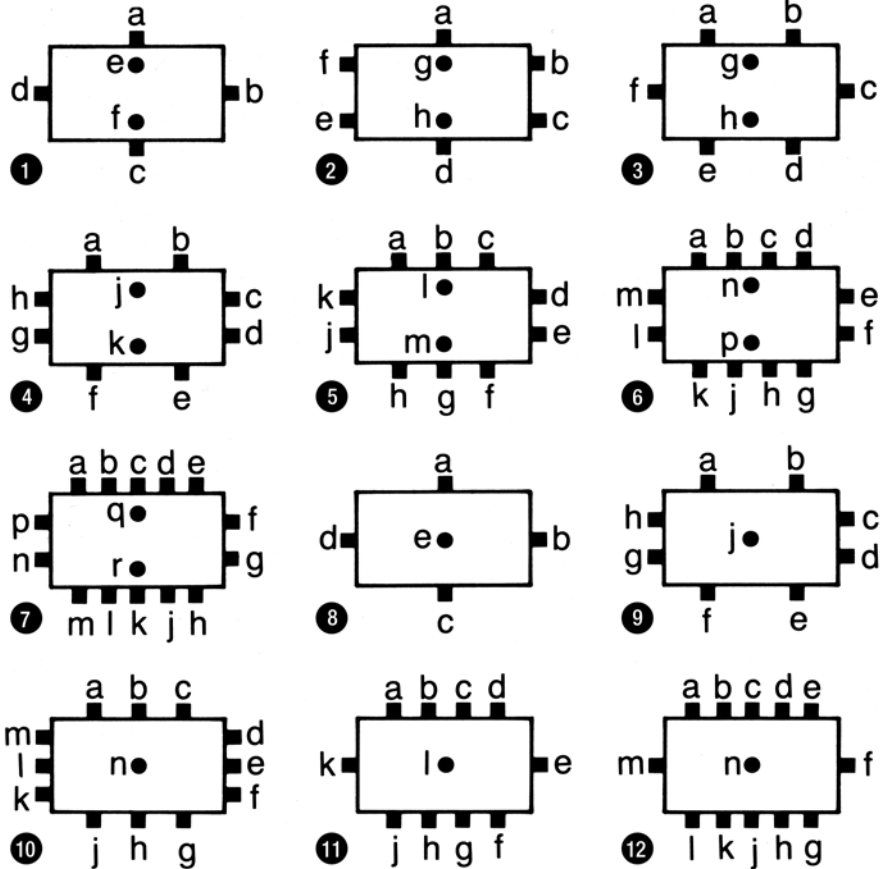
### Symbol Table

Hub Size (Inches)	Braze Threaded Hub Symbol	Braze Union Hub Symbol
Blank	0	0
1/2	1	1E
3/4	2	2E
1	3	3E

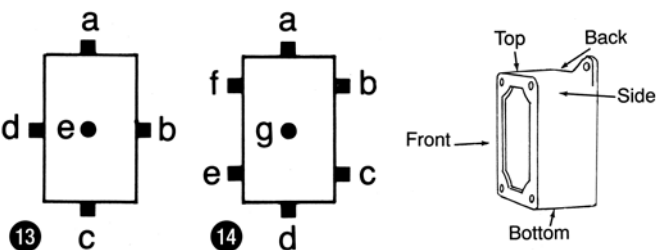
### Standard Hub Arrangement Diagrams

Hub "a" is always TOP of box

#### 2-, 3-, 4- and 5-Gang (Front View)



#### 1-Gang (Front View)



# EDS Series Factory Sealed Manual Motor Starters and Contactors

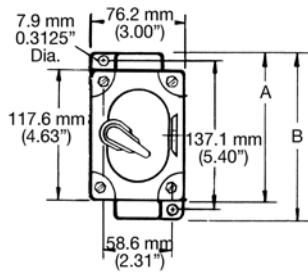
Explosionproof, Dust-Ignitionproof

**NEC/CEC:**

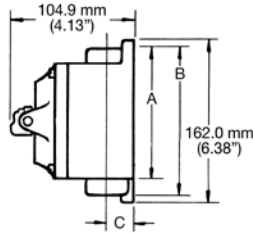
Class I, Division 1, Groups C, D  
 Class I, Division 2, Groups B, C, D  
 Class II, Division 1 and 2, Groups E, F, G  
 Class III  
 NEMA 3, 3R, 7CD, 9EFG

**Dimensions in Millimeters (Inches)**

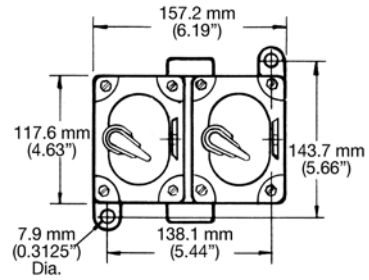
**1-Gang and 2-Gang**



**1-Gang Front**



**1- and 2-Gang Side**



**2-Gang Front**

Hub Size (Inches)	Dimensions in Millimeters (Inches)		
	A	B	C
1/2	153.9 (6.06)	172.9 (6.81)	19.0 (0.75)
3/4	153.9 (6.06)	172.9 (6.81)	22.3 (0.88)
1	156.7 (6.17)	178.5 (7.03)	25.4 (1.00)

CONTROLS: NEC/CEC EXPLOSIONPROOF MOTOR STARTERS

