

ATX™ SWE Series 16 and 20 Amp Switches, Circuit Breakers, and “Break Glass” Call Points

Increased Safety

ATEX:
Zone 1 and 2 - 21 and 22
⊕ II 2 GD
IP66 - IK09 or IK10

Applications

- Designed to prevent operation in explosive atmospheres during connect and disconnect operation of lighting and light power loads.
- For use in hazardous areas where ignitable vapors, gases or highly combustible dusts are present.
- For installation in chemical and petrochemical plants, refineries and other process industries.

Features

- Available up to 690 Volts, and up to 20 Amps
- 16 Amp version:
 - Two bottom M20 clearance holes.
 - Switch mechanism fixed at the bottom of the box.
 - Termination:
 - Type 1: 2.5 mm² (0.004 in²)
 - Type 2: 2.5 mm² (0.004 in²) flexible, 4 mm² (0.006 in²) solid
 - Internal earth:
 - 2 x 2.5 mm² (0.004 in²) terminals
 - Supplied with:
 - 1 x white self-adhesive laminated plastic label with black lettering – 58 mm x 18 mm (2.28” x 0.71”)
- 20 Amp version:
 - Two M20 threaded entries on the bottom of the box.
 - Switch mechanism fixed on the bottom of the box.
 - Padlockable handle in position 0 using maximum 4 padlocks
 - maximum handle diameter 8 mm (0.315”) and minimum 15 mm (0.59”) length.
 - Termination:
 - 2.5 mm² (0.004 in²) flexible/4 mm² (0.006 in²) solid
 - Internal earth:
 - 2 x 4 mm² (0.006 in²) terminals
 - Supplied with:
 - 1 x yellow self-adhesive laminated plastic label with black lettering – 65 mm x 18 mm (2.56” x 0.71”)

Standard Materials

- 16 Amp version
 - Box: polyamide
 - Screws: A2 stainless steel
 - Cable glands: polyamide
 - Locknuts: nickel plated brass
- 20 Amp version
 - Box: polyamide
 - Screws: A2 stainless steel
 - Cable glands: polyamide

ATEX Certifications and Compliances

- Certification Type PCe
 - Gas: Zone 1 and 2
 - Conforming to ATEX 94/9/CE: ⊕ II 2 G
 - Type of Protection: Ex de IIC
 - Temperature Class: T6
 - Dust: Zone 21 and 22
 - Conforming to ATEX 94/9/CE: ⊕ II 2 D
 - Type of Protection: Ex tD A21
 - Surface Temperature: T80 °C (T176 °F)
 - Ambient Temperature: -20 °C to +40 °C (-4 °F to +104 °F)
- CE Declaration of Conformity: 50221
- ATEX Certificate: LCIE 00 ATEX 60472
- Index of Protection according EN/IEC 60529: IP66



16 A Version – Type 1



16 A Version – Type 2



20 A Version

EURASEC Certification

- Certification Type PCe
 - EURASEC RU C-FR. Г505.В.00911

Other Certification ①

- Certification Type PCe
 - INMETRO Certificate: BVC 11.0640-X

CONTROL: ATEX/IECEX INCREASED SAFETY CALL POINTS STATIONS AND AUDIO SIGNALING DEVICES

APPLETON™

① INMETRO certification available on special request only. Contact your local sales representative for more information.

Visit our website at www.emerson.com or contact us at (800) 621-1506.
© June 2018

369


EMERSON


ATX™ SWE Series 16 and 20 Amp Switches, Circuit Breakers, and “Break Glass”

Call Points

Increased Safety

ATEX:
 Zone 1 and 2 - 21 and 22
 II 2 GD
 IP66 - IK09 or IK10

Catalog Numbering Guide



Switch Type	Wiring Diagram No.	Type	Weight kg (lb)	Volume dm ³ (in ³)	Catalog Number
16 Amp Switch – Type 1 – Padlockable handle – One M20 polyamide cable gland (cable O.D. 6.5mm to 14.5 mm) and blanking plug on bottom					
Changeover switch	C101	1	0.53 (1.17)	2 (122.05)	SWE016C101AG
2-pole	S201	1	0.53 (1.17)	2 (122.05)	SWE016S201AG
16 Amp Twist Button - Type 2 – Non-padlockable handle – Two M20 clearance holes on the bottom					
Changeover switch	C100	2	0.50 (1.10)	2 (122.05)	SWE016C100A
2-pole	S200	2	0.50 (1.10)	2 (122.05)	SWE016S200A
20 Amp Switch – Padlockable handle – One M20 polyamide cable gland (cable O.D. 6.5mm to 14.5 mm) and blanking plug on bottom					
Changeover switch	C100	–	1 (2.20)	2 (122.05)	SWE020C100AG
2-pole	S202	–	1 (2.20)	2 (122.05)	SWE020S202AG
3-pole	S301	–	1 (2.20)	2 (122.05)	SWE020S301AG
4-pole	S401	–	1 (2.20)	2 (122.05)	SWE020S401AG

CONTROLS: ATEX/IEEx INCREASED SAFETY CALL POINTS STATIONS AND AUDIO SIGNALING DEVICES

APPLETON™

Ⓢ Please refer to the Ex e Series Polyamide Cable Glands catalog pages for Weatherproof IP68 and Polyamide cable glands. Glands may not be substituted on standard switch assemblies and must be ordered separately.

ATX™ SWE Series 16 and 20 Amp Switches, Circuit Breakers, and “Break Glass”

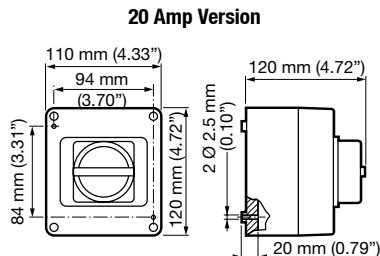
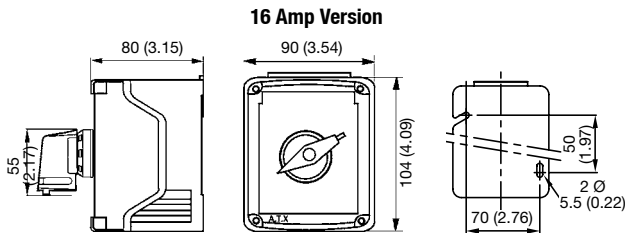
Call Points

Increased Safety

ATEX:
 Zone 1 and 2 - 21 and 22
 II 2 GD
 IP66 - IK09 or IK10

Main Contacts	16 Amps Type 1	16 Amps Type 2	20 Amps
Rated Insulation Voltage	750 V	500 V	500 V
Rated Operating Voltage	690 Vac/110 Vdc	500 V	500 V
Rated Operating Current	16 Amp	16 Amp	20 Amp
Switching Capacity			
AC 1	16 Amp, 690 V	16 Amp, 500 V	—
AC 12	—	16 Amp, 400 V	—
AC 14	—	10 Amp, 400 V	—
AC 15	16 Amp, 415 V	6 Amp, 500 V	—
AC 21	—	—	16 Amp, 500 V
AC 23	—	—	16 Amp, 400 V
AC 3	08 Amp, 500 V	—	—
AC 3	04 Amp, 690 V	—	—
DC 1	10 Amp, 24 V	—	—
DC 1	06 Amp, 60 V	—	—
DC 1	06 Amp, 110 V ①	—	—
DC 13	—	1 Amp, 110 V	—
DC 13	—	2 Amp, 24 V	—
Termination (flexible/solid)	2.5 mm ² /4 mm ² (0.004 in ² /0.006 in ²)	2.5 mm ² (0.004 in ²)	2.5 mm ² /4 mm ² (0.004 in ² /0.006 in ²)

Dimensions in Millimeters (Inches)



Switching Arrangement X Denotes “Closed Contact”

16 Amp Switch C101

Positions	Contacts	
	11-12	23-24
0	X	
1		X

S201

Positions	Contacts	
	13-14	23-24
0		
1	X	X

16 Amp Twist Button C100

Positions	Contacts	
	1-2	3-4
0	X	
1		X

S200

Positions	Contacts	
	3-4	3-4
0		
1	X	X

20 Amp Switch C100

Positions	Contacts	
	1-2	3-4
0	X	
1		X

S202

Positions	Contacts	
	1-2	3-4
0		
1	X	X

S301

Positions	Contacts		
	1-2	3-4	5-6
0			
1	X	X	X

S401

Positions	Contacts			
	1-2	3-4	5-6	7-8
0				
1	X	X	X	X

① 2 contacts connected in series.

CONTROLS: ATEX/IECEX INCREASED SAFETY CALL POINTS STATIONS AND AUDIO SIGNALING DEVICES

APPLETON™