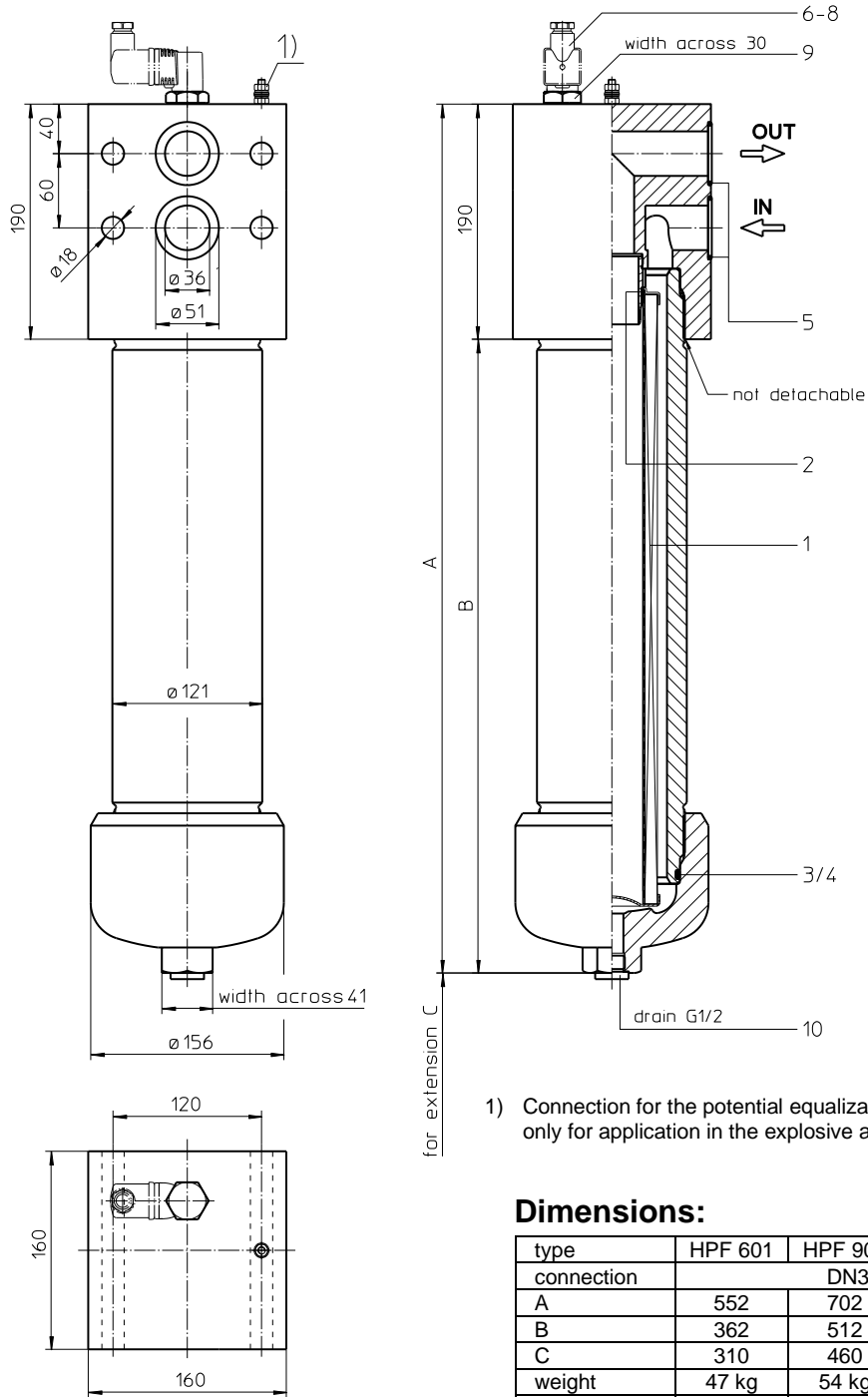


Series HPF 601-1351 DN36 PN315



1) Connection for the potential equalization, only for application in the explosive area.

Dimensions:

type	HPF 601	HPF 901	HPF 1351
connection	DN36		
A	552	702	950
B	362	512	760
C	310	460	710
weight	47 kg	54 kg	66 kg
volume tank	2,1 l	3,1 l	4,6 l

Dimensions: mm



Powering Business Worldwide

Designs and performance values are subject to change.

Pressure Filter

Series HPF 601-1351

DN36 PN315

Description:

Pressure filter series HPF 601-1351 have a working pressure up to 315 bar. Pressure peaks can be absorbed with a sufficient safety margin. The HPF-filters are flange to the mounting-surface.

The filter element consists of star-shaped, pleated filter material, which is supported on the inside by a perforated core tube and is bonded to the end caps with a high-quality adhesive. The flow direction is from outside to inside. Filter elements are available down to 4 $\mu\text{m(e)}$. Finer filtration is available upon request.

For cleaning the stainless steel mesh element (see special leaflets 21070-4 and 39448-4) or changing the filter element, remove the pipe plug and take out the element. The mesh elements are not guaranteed to maintain 100% performance after cleaning.

Eaton filter elements are known for high intrinsic stability and an excellent filtration capability, a high dirt-retaining capacity and a long service life.

Eaton filter elements are available up to a pressure resistance of Δp 160 bar and a rupture strength of Δp 250 bar.

Eaton filter can be used for petroleum-based fluids, HW emulsions, water glycols, most synthetic fluids and lubrication fluids. Consult factory for specific fluid applications.

The internal valve is integrated into the filter head. After reaching the bypass pressure setting, the bypass valve will send unfiltered partial flow around the filter.

The reversing valve provides another level of protection for the filter element. The reverse flow will not be filtered.

Type index:

Complete filter: (ordering example)

HPF.	901.	10VG.	HR.	E.	P.	-.	F.	6.	-.	-.	AE
1	2	3	4	5	6	7	8	9	10	11	12

- 1 | **series**
HPF = pressure filter, manifold mounted
- 2 | **nominal size:** 601, 901, 1351
- 3 | **filter material:**
80G, 40G, 25G stainless steel wire mesh
25VG, 16VG, 10VG, 6VG, 3VG microglass
- 4 | **filter element collapse rating:**
30 = Δp 30 bar
HR = Δp 160 bar (rupture strength Δp 250 bar)
- 5 | **filter element design:**
E = single-end open
- 6 | **sealing material:**
P = Nitrile (NBR)
V = Viton (FPM)
- 7 | **filter element specification:**
- = standard
VA = stainless steel
IS06 = for HFC application, see sheet-no. 31601
- 8 | **process connection:**
F = manifold mounted
- 9 | **process connection size:**
6 = DN36
- 10 | **filter housing specification:**
- = standard
IS06 = for HFC application, see sheet-no. 31605
- 11 | **internal valve:**
- = without
S1 = with by-pass valve Δp 3,5 bar
S2 = with by-pass valve Δp 7,0 bar
R = with reversing valve, $Q \leq 465,348$ l/min
- 12 | **clogging indicator or clogging sensor:**
- = without
AOR = visual, see sheet-no. 1606
AOC = visual, see sheet-no. 1606
AE = visual-electric, see sheet-no. 1615
VS5 = electronic, see sheet-no. 1619

To add an indicator/sensor to your filter, use the corresponding indicator data sheet to find the indicator details and add them to the filter assembly model code.

Filter element: (ordering example)

01E.	900.	10VG.	HR.	E.	P.	-
1	2	3	4	5	6	7

- 1 | **series:**
01E. = filter element according to company standard
- 2 | **nominal size:** 600, 900, 1350
- 3 | - 7 | see type index-complete filter

Technical data:

operating temperature:	-10°C to +100°C
operating medium:	mineral oil, other media on request
max. operating pressure:	315 bar
test pressure:	450 bar
process connection:	manifold mounted
housing material:	C-steel
sealing material:	Nitrile (NBR) or Viton (FPM), other materials on request
installation position:	vertical

Classified under the Pressure Equipment Directive 2014/68/EU for mineral oil (fluid group 2), Article 4, Para. 3.
 Classified under ATEX Directive 2014/34/EU according to specific application (see questionnaire sheet-no. 34279-4).

Pressure drop flow curves:

Filter calculation/sizing

The pressure drop of the assembly at a given flow rate Q is the sum of the housing Δp and the element Δp and is calculated as follows:

$$\Delta p_{assembly} = \Delta p_{housing} + \Delta p_{element}$$

$$\Delta p_{housing} = (\text{see } \Delta p = f(Q) - \text{characteristics})$$

$$\Delta p_{Element} (mbar) = Q \left(\frac{l}{min} \right) \times \frac{MSK (mbar)}{10 \left(\frac{l}{min} \right)} \times v \left(\frac{mm^2}{s} \right) \times \frac{p}{0,876} \left(\frac{kg}{dm^3} \right)$$

For ease of calculation our Filter Selection tool is available online at
www.eaton.com/hydraulic-filter-evaluation

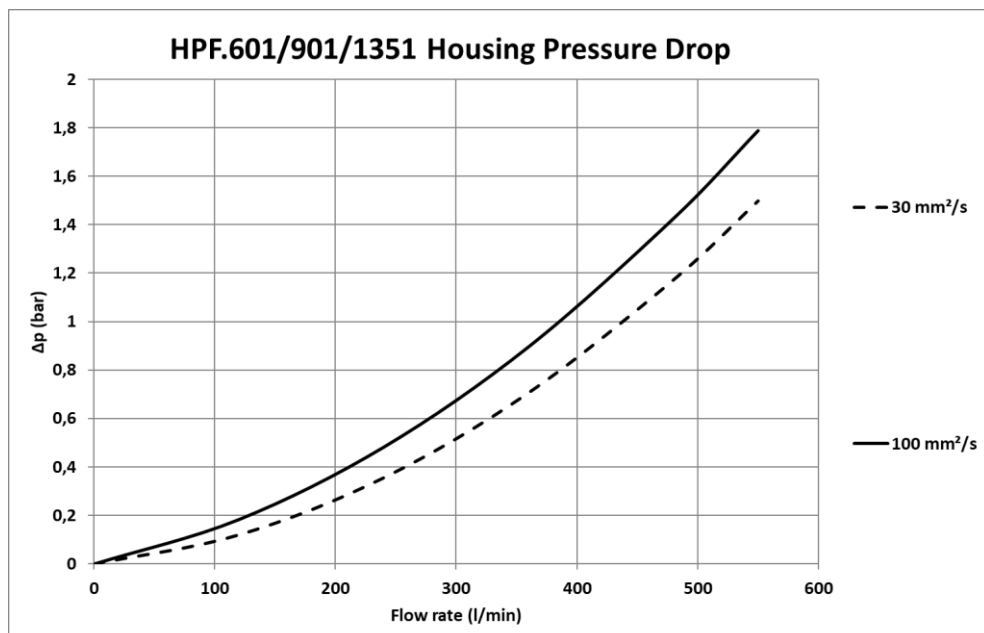
Material gradient coefficients (MSK) for filter elements

The material gradient coefficients in mbar/(l/min) apply to mineral oil (HLP) with a density of 0,876 kg/dm³ and a kinematic viscosity of 30 mm²/s (139 SUS). The pressure drop changes proportionally to the change in kinematic viscosity and density.

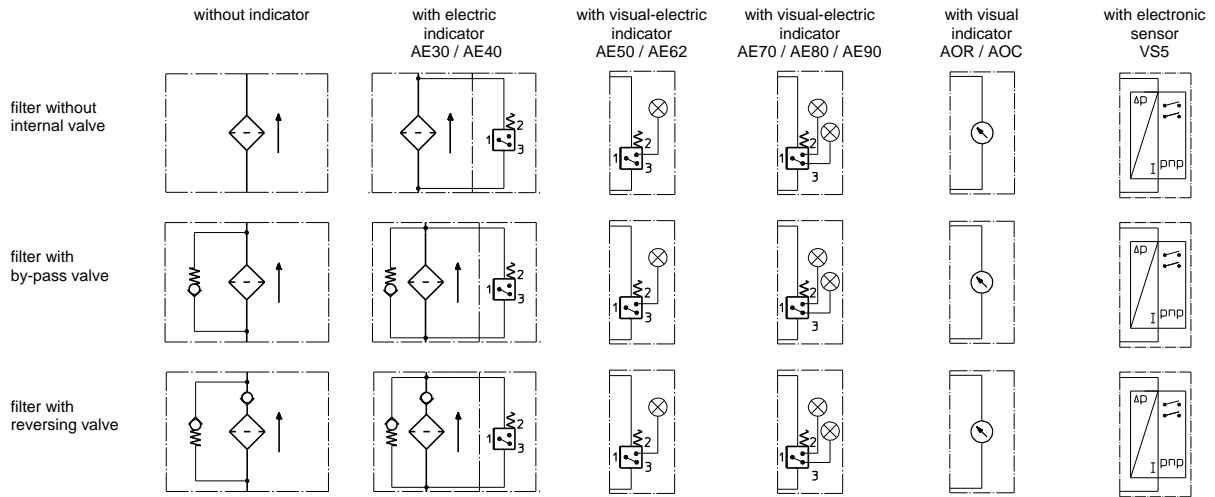
HPF	VG					G		
	3VG	6VG	10VG	16VG	25VG	25G	40G	80G
601	0,776	0,539	0,345	0,300	0,205	0,0247	0,0231	0,0158
901	0,538	0,374	0,239	0,208	0,142	0,0155	0,0144	0,0099
1351	0,336	0,233	0,149	0,130	0,089	0,0100	0,0093	0,0064

$\Delta p = f(Q)$ – characteristics according to ISO 3968

The pressure drop characteristics apply to mineral oil (HLP) with a density of 0,876 kg/dm³. The pressure drop changes proportionally to the density.



Symbols:



Spare parts:

item	qty.	designation	dimension			article-no.	
			HPF 601 01E.600...	HPF 901 01E.900...	HPF 1351 01E.1350...		
1	1	filter element					
2	1	O-ring		48 x 3		304357 (NBR)	304404 (FPM)
3	1	O-ring		98 x 4		301914 (NBR)	304765 (FPM)
4	1	support ring		110 x 3,5 x 2		304802	
5	2	O-ring		45 x 3		304991 (NBR)	304997 (FPM)
6	1	clogging indicator visual		AOR or AOC		see sheet-no. 1606	
7	1	clogging indicator visual-electric		AE		see sheet-no. 1615	
8	1	clogging sensor electronic		VS5		see sheet-no. 1619	
9	1	screw plug		20913-4		309817	
10	1	filter element		G 1/2		304678	

item 9 execution only without clogging indicator or clogging sensor

Test methods:

Filter elements are tested according to the following ISO standards:

ISO 2941	Verification of collapse/burst resistance
ISO 2942	Verification of fabrication integrity
ISO 2943	Verification of material compatibility with fluids
ISO 3723	Method for end load test
ISO 3724	Verification of flow fatigue characteristics
ISO 3968	Evaluation of pressure drop versus flow characteristics
ISO 16889	Multi-pass method for evaluating filtration performance

North America
44 Apple Street
Tinton Falls, NJ 07724
Toll Free: 800 656-3344
(North America only)
Tel: +1 732 212-4700

Greater China
No. 7, Lane 280,
Linhong Road
Changning District, 200335
Shanghai, P.R. China
Tel: +86 21 5200-0099

Europe/Africa/Middle East
Auf der Heide 2
53947 Nettersheim, Germany
Tel: +49 2486 809-0

Asia-Pacific
100G Pasir Panjang Road
#07-08 Interlocal Centre
Singapore 118523
Tel: +65 6825-1668

Friedensstraße 41
68804 Altlufheim, Germany
Tel: +49 6205 2094-0

An den Nahewiesen 24
55450 Langenlonsheim, Germany
Tel: +49 6704 204-0



**For more information, please
email us at filtration@eaton.com
or visit www.eaton.com/filtration**

© 2021 Eaton. All rights reserved. All trademarks and registered trademarks are the property of their respective owners. All information and recommendations appearing in this brochure concerning the use of products described herein are based on tests believed to be reliable. However, it is the user's responsibility to determine the suitability for his own use of such products. Since the actual use by others is beyond our control, no guarantee, expressed or implied, is made by Eaton as to the effects of such use or the results to be obtained. Eaton assumes no liability arising out of the use by others of such products. Nor is the information herein to be construed as absolutely complete, since additional information may be necessary or desirable when particular or exceptional conditions or circumstances exist or because of applicable laws or government regulations.