

Areamaster™ 250/400 Integrally Ballasted Floodlights

175 W to 400 W HID

For ordinary locations. NOT available for use in CEC governed locations.

NEC:
Rated for Ordinary (Unclassified) Locations

Applications

- Powerful, efficient lighting for medium and large areas such as:
 - Shopping malls
 - Parking lots
 - Sports areas
 - New car lot lighting
 - Security lighting
 - Industrial process lighting

Features

- Compact in size, attractively styled contemporary design, rugged and dependable.
- Easy to install and service.
- A wide range of ballasts and voltages are available for both domestic and export applications.
- Integral ballast.
- One-piece housing.
- One-piece lens cover. Secured by four 1/4" Dia. captive stainless steel slotted hex-head bolts.
- Thermal shock and impact resistant glass lens.
- Heavy duty, high temperature silicone rubber gasket, firmly seated.
- Heavy duty mogul-base porcelain socket with heavy gauge brass, nickel-plated, double lamp-grip screw shell and springloaded center contact.
- Compound parabolic, double segment, finished aluminum reflector for optimum efficiency.
- Mounting choice:
 - (1) Yoke mount, zinc plated steel yoke with architectural bronze polyester finish
 - (2) Pole mount, built-in slip-fitter, for internal wiring, adjustable laterally and vertically, slip fits 50.8 mm (2.00") thru 63.5 mm (2.50") 2" or 2-1/2" pipe, architectural bronze polyester finish available for use in CEC governed locations
- Cool operating temperatures translate into long luminaire life.

Standard Materials

- Ballast housing and lens door: copperfree (4/10 of 1% max.) aluminum
- Gasket: silicone rubber
- Socket: heavy duty porcelain with heavy gauge brass shell
- Reflector: finished aluminum
- Yoke mount: zinc plated steel
- Bolts: stainless steel

Standard Finishes

- Ballast housing, lens cover, yoke and pole mount: architectural bronze polyester
- Socket: nickel-plated

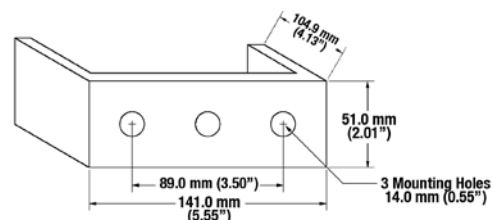
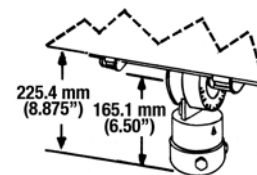
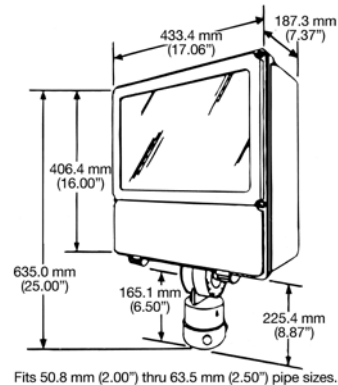
NEC/CEC Certifications and Compliances

- UL Standard: 844, 1598, 1598A



Areamaster with Integral Pole Slip-fit

Dimensions in Millimeters (Inches)



HID/FLOODLIGHT: NEC/CEC ORDINARY LOCATION

Appleton

Areamaster™ 250/400 Integrally Ballasted Floodlights

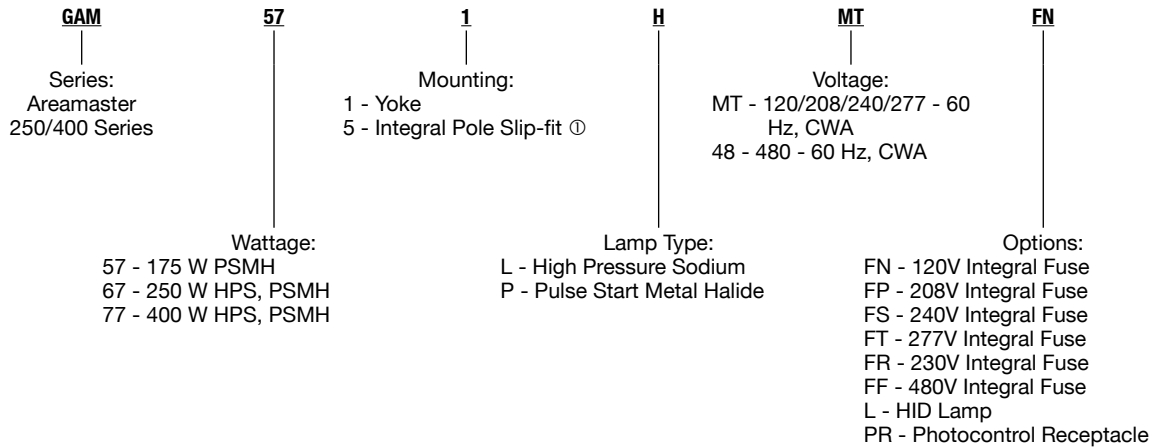
175 W to 400 W HID

For ordinary locations. NOT available for use in CEC governed locations.

NEC:
Rated for Ordinary (Unclassified) Locations

Order using catalog numbering guide below or select catalog number from tables on following pages.

Catalog Numbering Guide For Areamaster 250/400 Floodlights



Lamp	Line Voltage	Weight kg (lb)	Volume dm ³ (in ³)	Catalog Number	
				Yoke Mount	Slip-Fit Mount ①
High Pressure Sodium					
250 W HPS	120/208/240/277	14.3 (31.5)	62.5 (3814)	G-AM671L-MT	G-AM675L-MT
	480			G-AM671L-48	G-AM675L-48
400 W HPS	120/208/240/277	16.0 (35.3)	62.5 (3814)	G-AM771L-MT	G-AM775L-MT
	480			G-AM771L-48	G-AM775L-48
Pulse Start Metal Halide					
175 W PSMH	120/208/240/277	12.9 (28.4)	62.5 (3814)	G-AM571P-MT	G-AM575P-MT
	480			G-AM571P-48	G-AM575P-48
250 W PSMH	120/208/240/277	14.3 (31.5)	62.5 (3814)	G-AM671P-MT	G-AM675P-MT
	480			G-AM671P-48	G-AM675P-48
400 W PSMH	120/208/240/277	16.0 (35.3)	62.5 (3814)	G-AM771P-MT	G-AM775P-MT
	480			G-AM771P-48	G-AM775P-48







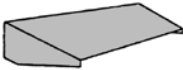
① Slip-fits 2" or 2-1/2" pipe-size tenons.

Areamaster™ 250/400 Integrally Ballasted Floodlights

175 W to 400 W HID

For ordinary locations. NOT available for use in CEC governed locations.

NEC:
Rated for Ordinary (Unclassified) Locations

	Description	Catalog Numbers
Crossarm Mounting Bracket		
	Has 180° horizontal adjustment — degree marked. Facilitates mounting floodlight to crossarm or other flat surface, or to G-AM-8-WB. Includes floodlight yoke bolts. Malleable iron, zinc plated, chromate sealed, architectural bronze polyester finish.	G-AM-8-CA
Pipe or Wall Mount Bracket		
	Used with G-AM-8-CA. Clamps to 1" to 2-1/2" pipe, vertical or horizontal, or mounts on flat surfaces. Includes U-bolt and crossarm bracket bolts. Malleable iron, zinc plated, chromate sealed, with architectural bronze polyester finish.	G-AM-8-WB
Poletop Slip-Fitter		
	Slip-fits 1-1/2" or 2" pipe size poletop tenons. Includes floodlight yoke bolts, 3 locking bolts, and cord grip. Body is malleable iron-zinc plated, chromate sealed, with cast aluminum cap. Assembly has architectural bronze polyester finish.	G-SF20
	Slip-fits 2" or 2-1/2" poletop tenons. Includes floodlight yoke bolts, 3 locking bolts, and cord grip. Malleable iron, zinc plated, chromate sealed, with architectural bronze polyester finish.	G-AM-8-SF
Locking-Type Photocontrol Receptacle		
	For NEMA type photocontrol, with installation hardware and instructions.	G-1PCR
Vandal Shield		
	UV stabilized polycarbonate, with installation hardware and instructions.	G-AM-6-VS
Top Visor		
	Easy to install with hardware supplied. Aluminum, with architectural bronze polyester finish.	G-AM-6-V

HID/FLOODLIGHT: NEC/CEC ORDINARY LOCATION

Appleton®

Areamaster™ 250/400 Integrally Ballasted Floodlights

175 W to 400 W HID

For ordinary locations. NOT available for use in CEC governed locations.

NEC:

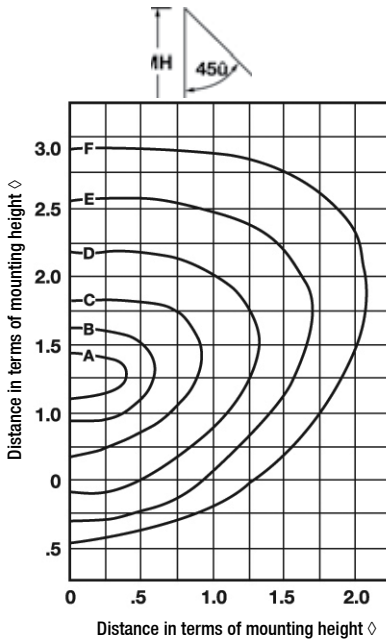
Rated for Ordinary (Unclassified) Locations

Line Voltage	Frequency	Type of Ballast	Starting Amps	Operating Amps	Total Watts
250 Watt High Pressure Sodium					
120	60	CWA	2.00	2.50	295
208	60	CWA	1.20	1.50	295
240	60	CWA	1.00	1.30	295
277	60	CWA	0.85	1.10	295
480	60	CWA	0.40	0.65	295
400 Watt High Pressure Sodium					
120	60	CWA	3.30	3.80	465
208	60	CWA	1.80	2.20	465
240	60	CWA	1.60	1.90	465
277	60	CWA	1.40	1.70	465
480	60	CWA	0.80	1.00	465
175 Watt Pulse Start Metal Halide					
120	60	CWA	1.20	1.83	196
208	60	CWA	0.70	1.03	196
240	60	CWA	0.60	0.93	196
277	60	CWA	0.50	0.74	196
480	60	CWA	0.15	0.45	196

Line Voltage	Frequency	Type of Ballast	Starting Amps	Operating Amps	Total Watts
250 Watt Pulse Start Metal Halide					
120	60	CWA	2.00	2.30	278
208	60	CWA	1.10	1.40	278
240	60	CWA	1.00	1.20	278
277	60	CWA	0.80	1.00	278
480	60	CWA	0.30	0.65	288
400 Watt Pulse Start Metal Halide					
120	60	CWA	3.10	4.00	436
208	60	CWA	1.70	2.30	436
240	60	CWA	1.50	2.00	436
277	60	CWA	1.30	1.70	436
480	60	CWA	0.80	0.93	435

Photometric Data

Typical Footcandle Values ♦



Mtg. Ht. Meters (Feet)	Ft. Cdles for Iso-Footcandle Lines					
	A	B	C	D	E	F
400W HPS						
18.3 m (60')	3.27	2.74	1.82	0.92	0.37	0.18
15.2 m (50')	4.74	4.00	2.90	1.37	0.52	0.27
12.2 m (40')	7.65	6.28	4.38	2.27	0.82	0.43
9.1 m (30')	13.10	10.92	7.83	3.47	1.45	0.77
6.1 m (20')	28.22	25.55	17.37	7.28	3.46	1.82
400W PSMH						
18.3 m (60')	2.60	1.86	1.12	0.65	0.37	0.19
15.2 m (50')	3.72	2.60	1.66	0.85	0.54	0.28
12.2 m (40')	6.14	4.05	2.60	1.49	0.84	0.40
9.1 m (30')	10.96	8.74	4.46	2.42	1.49	0.76
6.1 m (20')	19.33	16.35	10.41	5.94	3.53	1.67
250W HPS						
18.3 m (60')	1.96	1.64	1.09	0.55	0.22	0.11
15.2 m (50')	2.84	2.40	1.74	0.82	.031	0.16
12.2 m (40')	4.58	3.76	2.62	1.36	0.49	0.26
9.1 m (30')	7.85	6.54	4.69	2.08	0.87	0.46
6.1 m (20')	16.90	15.30	10.40	4.36	2.07	1.09
250W PSMH						
18.3 m (60')	1.90	1.63	0.82	0.48	0.27	0.14
15.2 m (50')	2.72	1.90	1.22	0.63	0.39	0.20
12.2 m (40')	4.48	2.96	1.90	1.09	0.61	0.30
9.1 m (30')	8.00	6.40	3.26	1.76	1.09	0.55
6.1 m (20')	14.40	11.97	7.61	4.35	2.58	1.22

For 175W PSMH Lamps 0.85; for 250W PSMH use 1.22.

♦ i.e., ratio of distance to height. Example: @ 6.1 meter (20 foot) mounting height, 1 means 6.1 meter (20 foot); 2 means 12.2 meter (40 foot), etc.

♦ Photometric charts available on request.