



3/2-way Solenoid Valve for liquid and gaseous medium

- Service friendly manual override
- Analytical pilot valve for increased safety
- Externally controlled and vacuum suited

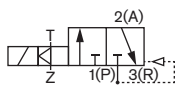
Type 0343 can be combined with...



Type 2508

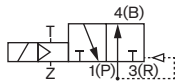
Cable plug

The pilot-controlled 3/2-way valve Type 0343 with a smoothly operating servo-piston requires no differential pressure for complete opening and closing. A 3/2-way pilot valve (Pivoted armature valve) ensures safe and reliable operation. It is available in circuit function C and D. The externally controlled valve, Type 0343, requires auxiliary pilot air of at least 2 bar above the operating pressure.



Circuit function C

3/2-way valve, externally controlled, normally open, A to R open, Connect the vacuum generator to R, outside air to P, auxiliary control air to Z



Circuit function D

3/2-way valve, externally controlled, normally open, P to B open, Connect the vacuum generator to R, outside air to P, auxiliary control air to Z.

Technical data	
Orifice	DN 8.0 - 40 mm
Body material	Brass
Coil material	Epoxy
Coil insulation class	H
Seal material	NBR
Medium	Neutral gases, water, hydraulic oil, oils, fats, additives
Medium temperature	0 to +90 °C
Ambient temperature	Max. +55 °C
Voltage tolerance	±10 %
Duty cycle	Continuous operation 100% ED
Electrical connection	Cable plug for Ø 7 mm cable, acc. to DIN EN 175301-803 Form A (supplied as standard)
Protection class	IP 65 with cable plug
Installation	As required, preferably with actuator upright

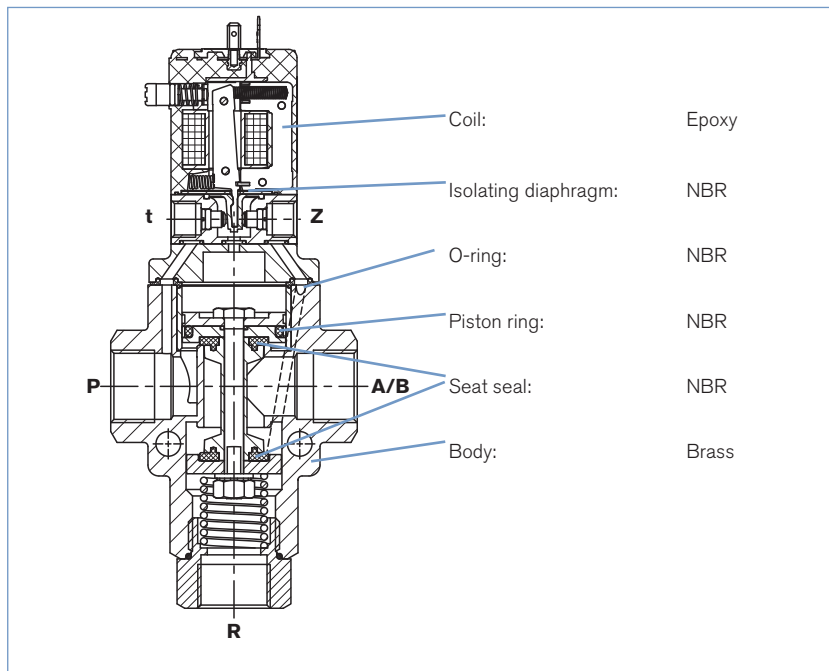
Flow rate Q _{Nn} value air [l/min]	Measured at +20°C, 1 bar pressure at valve inlet and free outlet
Pressure values [bar]	Overpressure with respect to atmospheric pressure
Response times [ms] opening Closing	Measured with water at valve outlet at 6 bar and +20°C Pressure rise 0 to 90%, Pressure drop 100 to 10%

* Cable plug Type 2508 (supplied as standard) acc. to DIN EN 175 301-803, Form A

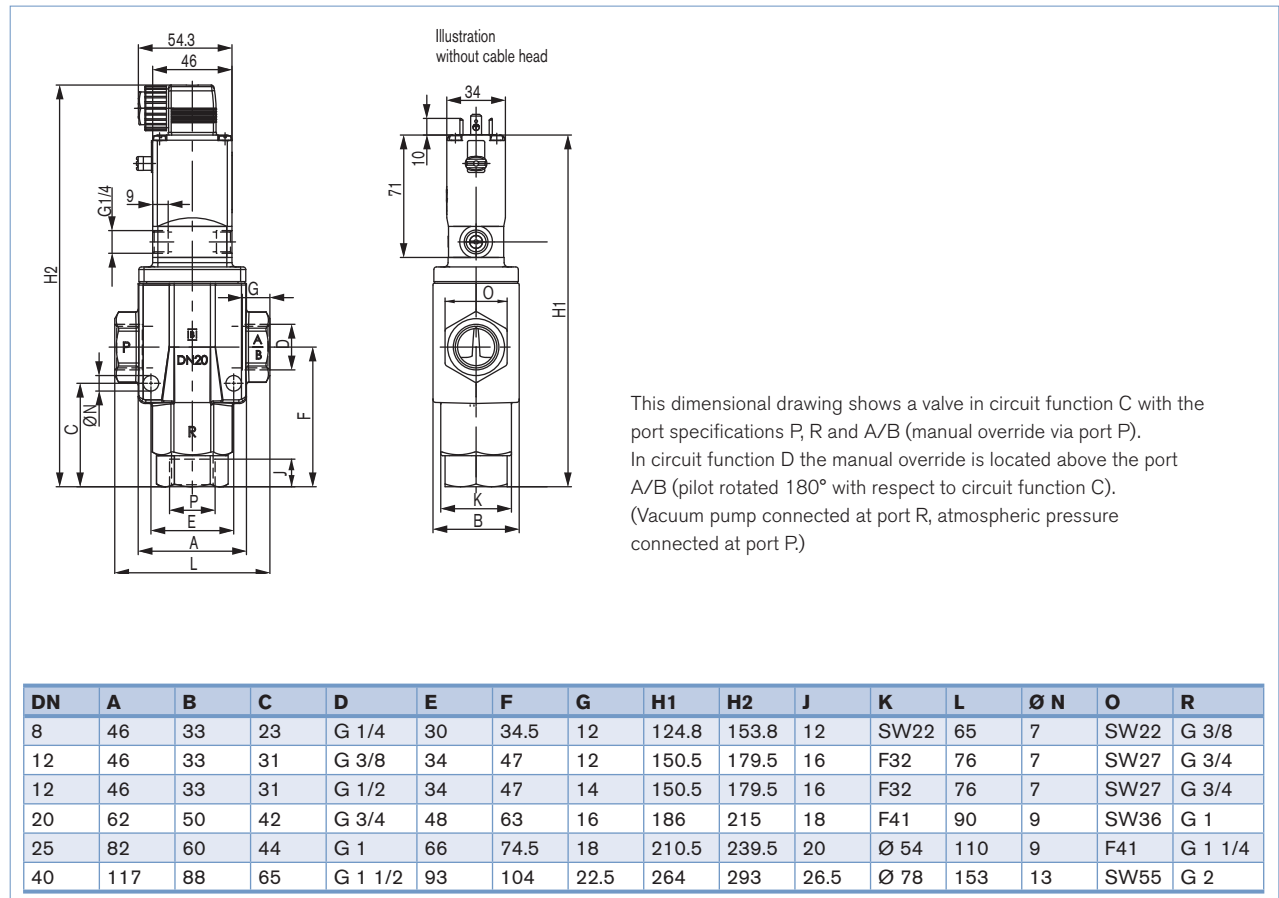
Technical data

Orifice [mm]	Qn value water P→A [l/min]	Port connection A/B and P	Pressure range [bar]	Power consumption				Response times		Weight [kg]
				Inrush AC [VA]	Hold AC (hot coil) [VA]	[W]	Hot/cold coil DC [W]	Opening [ms]	Closing [ms]	
8	0.95	G 1/4	Vacuum to 8 bar	30	15	8	8/11	25	25	1.0
12	2.60	G 1/2		30	15	8	8/11	60	60	1.2
20	6.60	G 3/4		30	15	8	8/11	80	80	2.2
25	10.00	G 1		30	15	8	8/11	150	150	2.7
40	24.00	G 1 1/2		30	15	8	8/11	250	250	6.8

Materials

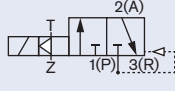
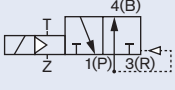


Dimensions [mm]



Ordering charts valves (Standard version)

All valves with manual override, brass body, NBR seal and cable plug

Circuit function	Port connection G and NPT	Orifice [mm]	Kv value water P→A [l/min]	Pressure range [bar]	Voltage/frequency [V/Hz] UC	Item no. per voltage/frequency [V/Hz]	
						G	NPT
C 3/2-way valve NC 	G 1/4	8.0	0.95	Vacuum up to 8	024/DC	041 652	x
					024/56	x	x
	G 1/2	12	2.60	Vacuum up to 8	024/DC	047 972	x
					024/56	x	x
	G 3/4	20	6.60	Vacuum up to 8	024/DC	046 637	x
					024/56	x	x
	G 1	25	10.00	Vacuum up to 8	024/DC	051 243	x
					024/56	x	x
	G 1 1/2	40	24.00	Vacuum up to 8	024/DC	057 321	x
					024/56	x	x
D 3/2-way valve NO 	G 1/4	8.0	0.95	Vacuum up to 8	024/DC	056 411	x
					024/56	x	x
	G 1/2	12	2.60	Vacuum up to 8	024/DC	050 201	x
					024/56	x	x
	G 3/4	20	6.60	Vacuum up to 8	024/DC	050 928	x
					024/56	x	x
	G 1	25	10.00	Vacuum up to 8	024/DC	053 707	x
					024/56	x	x
	G 1 1/2	40	24.00	Vacuum up to 8	024/DC	055 638	x
					024/56	x	x

x Article variant available, order number upon request



Further versions on request



Voltage

Non-standard voltages

To find your nearest Bürkert facility, click on the orange box

www.burkert.com

In case of special application conditions, please consult for advice.

Subject to alteration.
© Christian Bürkert GmbH & Co. KG

1403/0_EU-en_00895252