


5/2- and 5/3-way Solenoid Valves for process pneumatics



- 16,5 mm width/station
- Compact design
- Block mounting
- Fast response times


Type 8640

Valve island

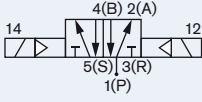
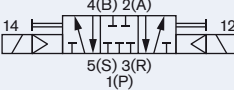
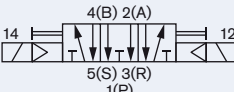

Type 8644

Valve island

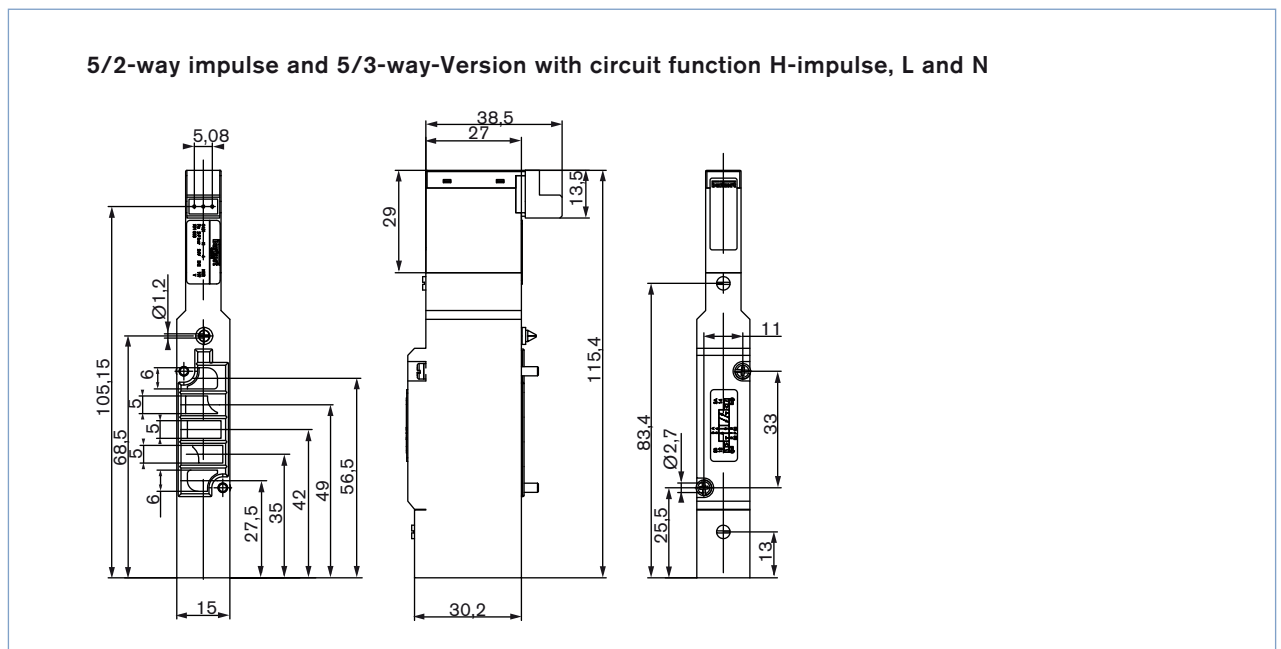
The solenoid valve Type 0461 consists of a servo controlled solenoid valve with a double coil and a pneumatic slide valve. The principle allows switching of high pressures together with low power consumption and fast response times. All valves are equipped with manual override as a standard.

Technical data	
Body material	Aluminium
Seal material	NBR
Medium	lubricated and non lubricated dry compressed air; neutral gases (10µm filter recommended)
Port connections	Flange
Pneumatic module	MP12
Supply port connection 1 (P), 3 (R), 5 (S)	G 3/8 NPT 3/8
Service port 2 (A), 4 (B)	G 1/8 NPT 1/8 Push-in connection Ø 8 mm
Power supply	24 V/DC
Electrical connection at the valve	Rectangular plug
Manual override	standard
Flow rate: QNn value air [l/min]	Measured at +20°C, 6 bar pressure at valve inlet and 1 bar pressure difference
Pressure values [bar]	Measured as overpressure to the atmospheric pressure
Response times [ms]	Measured according to ISO 12238

Ordering chart for valves

Circuit function	Orifice [mm]	Q _{Nn} value air [l/min]:	Pressure range [bar]	Nominal power [W]	Response times		Item no.
					OPENING [ms]	Closing [ms]	
<p>H</p>  <p>5/2-way valve, pilot-controlled, Impulse version</p>	6	500	2,5-7,0	1	20	30	156 766
<p>L</p>  <p>5/3-way-valve, pilot-controlled, in middle position all ports locked</p>	6	500	2,5-7,0	1	15	50	156 767
<p>N</p>  <p>5/3-way-valve, pilot-controlled, in middle position port 2 and 4 exhausted</p>	6	500	2,5-7,0	1	15	50	156 768

Dimensions [mm]



To find your nearest Bürkert facility, click on the orange box →

www.burkert.com

In case of special application conditions, please consult for advice.

We reserve the right to make technical changes without notice.

1210/0_EU-en_00895229