

A-51™ LED Factory Sealed Luminaires

Explosionproof

Suitable for use in Wet Locations. UNILETS® for use with Threaded Metal Conduit.

NEC/CEC — For Group A and B:
 Class I, Division 1, Groups A, B, C, D
 Class II, Division 1, Groups F, G
 Class III
 Suitable for use in Wet Locations

NEC/CEC — For Group C and D:
 Class I, Division 1, Groups C, D
 Class II, Division 1, Groups E, F, G
 Class III
 Suitable for use in Wet Locations

Applications

- Ideal for use in chemical and petrochemical plants, and in other heavy process areas where ignitable vapors, dust, moisture and corrosive atmospheres may be present.
- Suitable for use in wet locations.
- Model for Class I, Division 1 applications where acetylene is always present.

Features

- All A-51™ LED fixtures are factory sealed; no external sealing fittings required.
- Fixture unit easily threads off mounting hood for convenient servicing or for immediate exchange with new fixture.
- Specially formulated two coat baked epoxy enamel provides superior protective finish to resist corrosion. Applied to all mounting hoods, fixture units and guards.
- Light outputs up to 3,200 lumens.

Nominal Lumens	Incandescent Equivalent	Model Number
1700	100 - 150W	ALL1CBU
		ALL1WBU
		AALL1CBU
		AALL1WBU
3200	200 - 300W	ALL2CBU
		ALL2WBU
		AALL2CBU
		AALL2WBU

- Globes in A-51™ fixtures are explosionproof, heat- and impact-resistant glass. Prismatic configuration on globe interior provides light control while allowing smooth exterior surface for cleaning.
- Guards to protect globe are easily mounted to globe ring with 3 screws.
- Fixture units have standardized threads to fit all A-51™ LED mounting hoods.
- Ambient Temperature: -25 °C to +55 °C (-13 °F to +131 °F)
- 6 kV Surge Protection.
- Choice of mountings:
 - Group A, B, C, D:
 - Pendant, ceiling and 15° short bracket
 - Group C, D:
 - Pendant, ceiling, 25° stanchion ①, long bracket and 15° short bracket.
- Single sided and Three-Way Exit signs available.

Options

- Aluminum guards available, purchase separately
- Colored glass globes and porcelain reflectors available, purchase separately

Standard Materials

- Fixtures and guards: copperfree (4/10 of 1% max.) aluminum
- Pendant mounting hoods: copperfree (4/10 of 1% max.) aluminum
- Ceiling and bracket mounting hoods: malleable iron with aluminum adapters
- Reflectors: porcelain-enameled steel

① Not UL Listed.

Group A, B, C, D



Available Fixture Mounting Options



Group C and D



Available Fixture Mounting Options



Standard Finishes

- Fixtures, guards and mounting hoods: welectrostatically applied for complete, uniform surface protection
- Steel reflectors: white porcelain enamel

NEC/CEC Certifications and Compliances

- UL Standard: UL 1598, UL 844
- CSA Standard: C22.2 No. 137; C22.2 No 250.0-08
- cULus Listed: E10444
- Suitable for use in Wet Locations

Related Products

- Code•Master™ LED
- A-51™ Incandescent
- Code•Master™ Jr. LED

LED/AREA: NEC/CEC EXPLOSIONPROOF

APPLETON™

A-51™ LED Factory Sealed Luminaires

Explosionproof

Suitable for use in Wet Locations. UNILETS® for use with Threaded Metal Conduit.

NEC/CEC — For Group A and B:
Class I, Division 1, Groups A, B, C, D
Class II, Division 1, Groups F, G
Class III
Suitable for use in Wet Locations

A-51™ LED (Groups A, B, C, D)

Pendant Mount



AAP
(Groups A, B, C, D)

Ceiling



AAC
(Groups B, C, D)

15° Short
Bracket



AASB
(Groups B, C, D)



AALL1
AALL2

Globe Ring
Assembly



AAGUA-15

Porcelain
Reflectors



AARW-15xx

Aluminum Guard



AAGUA15

LED/AREA: NEC/CEC EXPLOSIONPROOF

APPLETON™

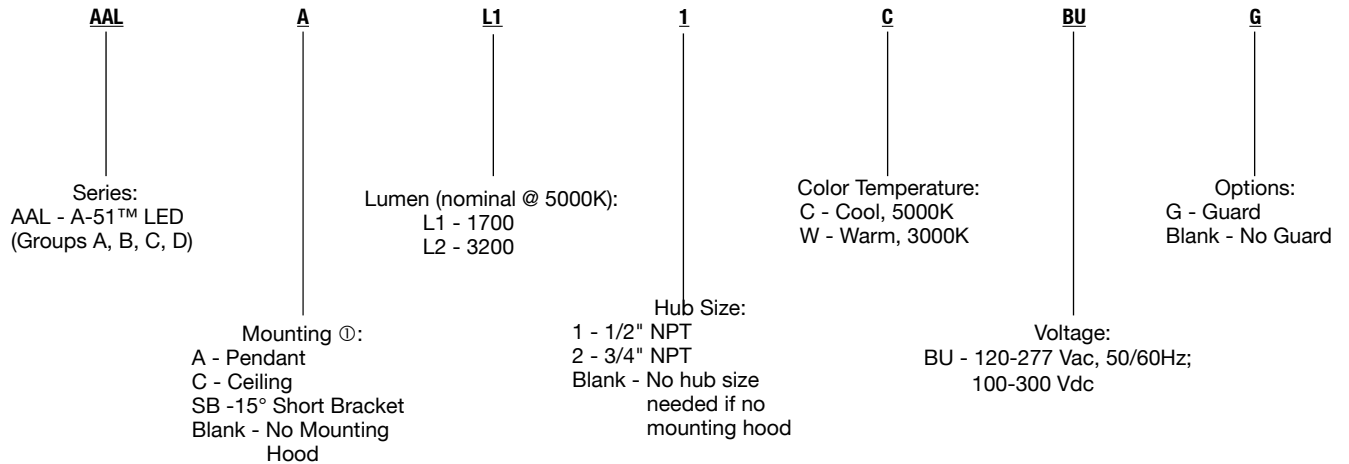
A-51™ LED Factory Sealed Luminaires

Explosionproof

Suitable for use in Wet Locations. UNILETS® for use with Threaded Metal Conduit.

NEC/CEC — For Group A and B:
Class I, Division 1, Groups A, B, C, D
Class II, Division 1, Groups F, G
Class III
Suitable for use in Wet Locations

Order using catalog numbering guides below or select catalog number from tables on following pages.

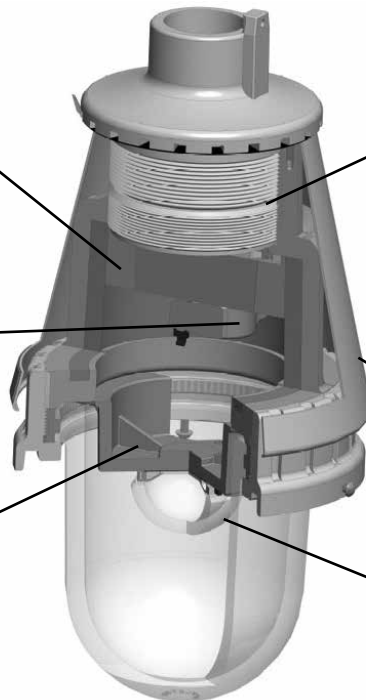


Illustrated Features A-51™ LED Class I, Division 1, Groups A, B, C, D

Thermally conductive polymer based potting compound maintains low LED driver temperature ensuring long life

Internal 6 kV protection to prevent voltage spikes from possibly damaging the driver

Diecast Aluminum heatsink contributes to a reported L70 life of 60,000 hours; CRI > 80



Socket block with wireless connector ring and pin. As fixture is threaded onto mounting hood, connector ring and pin enter terminal recesses of connection block making electrical contact

Aluminum heatsink with gray epoxy powder coat, electrostatically applied paint that resists corrosion

Silicone optic provides a smooth light distribution with a uniform light coverage

① Only pendant is certified for Group A applications.

A-51™ LED Factory Sealed Luminaires

Explosionproof

Suitable for use in Wet Locations. UNILETS® for use with Threaded Metal Conduit.

NEC/CEC — For Group A and B:
 Class I, Division 1, Groups A, B, C, D
 Class II, Division 1, Groups F, G
 Class III
 Suitable for use in Wet Locations

Technical Data

Max. Ambient Temperature °C (°F)	Supply Wire °C (°F)	Class I, Division 1	Class II, Division 1	Model Number
Class I Division 1 and Division 2 Groups A ①, B, C and D				
55 (131)	110 (230)	T6	T6	AALL1CBU or AALL1WBU
55 (131)	110 (230)	T6	T6	AALL2CBU or AALL2WBU

“T” Numbers Represent the Maximum Internal Temperature or Maximum Surface Temperature

“T” #	NEC/CEC															
	T1	350	325	T2	T2A	T2B	T2C	T2D	T3	T3A	T3B	T3C	T4	T4A	T5	T6
Temp. Range °C (°F)	351-450 (664-842)	326-350 (619-662)	301-325 (574-617)	281-300 (538-572)	261-280 (502-536)	231-260 (448-500)	216-230 (421-446)	201-215 (394-419)	181-200 (358-392)	166-180 (331-356)	161-165 (322-329)	136-160 (277-320)	121-135 (250-275)	101-120 (214-248)	86-100 (187-212)	85 (185)

Electrical Ratings

Model Number	Voltage (V)	Input Power (Watts)	Input Current (Amps)	Power Factor (PF)	Total Harmonic Distortion (THD)
AALL1	120 Vac	12.7	0.1070	0.989	15.2%
	277 Vac	13.6	0.0532	0.919	16.6%
	100 Vdc	12.7	0.1272	1.000	3.6%
	300 Vdc	13.9	0.0484	1.000	8.2%
AALL2	120 Vac	26.3	0.2202	0.945	9.3%
	277 Vac	26.8	0.1044	0.925	15.3%
	100 Vdc	26.4	0.2636	1.000	2.2%
	300 Vdc	27.0	0.0910	1.000	5.4%

① For Group A, use Pendant mount only.

A-51™ LED Factory Sealed Luminaires

Explosionproof

Suitable for use in Wet Locations. UNILETS® for use with Threaded Metal Conduit.

NEC/CEC — For Group A and B:
 Class I, Division 1, Groups A, B, C, D
 Class II, Division 1, Groups F, G
 Class III
 Suitable for use in Wet Locations

Type	Voltage	Hub Size (Inches)	CCT/CRI	Lumen Output	Catalog Number		
Pendant	One Hub, Rigid or Flexible Mounting	1/2	5000/80	1700	AALAL11CBU		
				3200	AALAL21CBU		
			3000/80	1600	AALAL11WBU		
				3100	AALAL21WBU		
		3/4	5000/80	1700	AALAL12CBU		
				3200	AALAL22CBU		
			3000/80	1600	AALAL12WBU		
				3100	AALAL22WBU		
Ceiling	Four Hubs, Three Close Up Plugs	1/2	5000/80	1700	AALCL11CBU		
				3200	AALCL21CBU		
			3000/80	1600	AALCL11WBU		
				3100	AALCL21WBU		
		3/4	5000/80	1700	AALCL12CBU		
				3200	AALCL22CBU		
			3000/80	1600	AALCL12WBU		
				3100	AALCL22WBU		
		15° Short Bracket	Two Hubs, One Close Up Plug	1/2	5000/80	1700	AALSBL11CBU
						3200	AALSBL21CBU
					3000/80	1600	AALSBL11WBU
						3100	AALSBL21WBU
3/4	5000/80			1700	AALSBL12CBU		
				3200	AALSBL22CBU		
	3000/80			1600	AALSBL12WBU		
				3100	AALSBL22WBU		

LED / AREA: NEC / CEC: EXPLOSIONPROOF

APPLETON


A-51™ LED Factory Sealed Luminaires

Explosionproof




Suitable for use in Wet Locations. UNILETS® for use with Threaded Metal Conduit.

NEC/CEC — For Group A and B:
Class I, Division 1, Groups A, B, C, D
Class II, Division 1, Groups F, G
Class III
Suitable for use in Wet Locations






Fixture Units (Not including mounting hoods)

	Description	Catalog Number
	1700 Lumens, 5000K, 120-277 Vac; 100-300 Vdc	AALL1CBU
	3200 Lumens, 5000K, 120-277 Vac; 100-300 Vdc	AALL2CBU
	1600 Lumens, 3000K, 120-277 Vac; 100-300 Vdc	AALL1WBU
	3100 Lumens, 3000K, 120-277 Vac; 100-300 Vdc	AALL2WBU

Mounting Hoods

	Type	Hub Size (Inches)	Catalog Number
	One Hub, Rigid or Flexible Mounting	1/2	AAP-50 ①
		3/4	AAP-75 ①
	Four Hubs, Three Close-up Plugs	1/2	AAC-50
		3/4	AAC-75
	Two Hubs, One Close-up Plug	1/2	AASB-50
		3/4	AASB-75

Accessories and Replacement Parts

Type	Description	Catalog Number
	Porcelain Standard Reflector, <i>(Not for use with 15° short bracket)</i>	AARW-15ST
	Porcelain 30° Angled Reflector	AARW-15AN
	Globe and Ring Assembly for use with AAL1CBU, AALL2CBU, AALL1WBU or AALL2WBU	AAGLA-15
	Aluminum Guard for use with (AAL1CBU, AALL2CBU, AALL1WBU or AALL2WBU)	AAGUA-15
	Fits all A-51™ LED mounting hoods	VPT-7

① Group A pendant mount only.

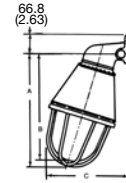
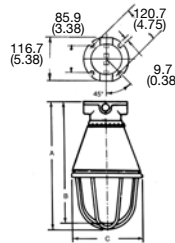
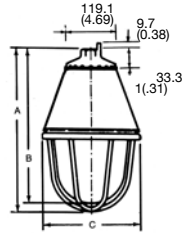
A-51™ LED Factory Sealed Luminaires

Explosionproof

Suitable for use in Wet Locations. UNILETS® for use with Threaded Metal Conduit.

NEC/CEC — For Group A and B:
 Class I, Division 1, Groups A, B, C, D
 Class II, Division 1, Groups F, G
 Class III
 Suitable for use in Wet Locations

Dimensions in Millimeters (Inches)



Model	Pendant			Ceiling			Short Bracket		
	A	B	C	A	B	C	A	B	C
AALL1 or AALL2	347.7 (13.69)	333.5 (13.13)	179.3 (7.06)	419.1 (16.50)	404.9 (15.94)	179.3 (7.06)	381.0 (15.00)	366.8 (14.44)	241.3 (9.50)

Model	A	B	
AARW-15ST	355.6 (14.00)	111.1 (4.38)	<p>(ST) Standard Dome</p>
AARW-15AN	254.0 (10.00)	193.8 (7.63)	<p>(AN) 30° Angle</p>

Weights

Fixture Units		Mounting Hoods		Guards	
Wt. kg (lbs)	Model Number	Wt. kg (lbs)	Type	Wt. kg (lbs)	Model Number
6.1 (13.4)	AALL1	0.6 (1.3)	Pendant	0.2 (0.4)	AAGUA-15
6.1 (13.4)	AALL2	2.2 (4.8)	Ceiling		
		2.2 (4.8)	15° Short Bracket		

Standard Reflectors		30° Angle Reflectors	
Wt. kg (lbs)	Model Number	Wt. kg (lbs)	Model Number
1.0 (2.1)	AARW-15ST	1.0 (2.1)	AARW-15AN

LED / AREA: NEC / CEC EXPLOSIONPROOF

APPLETON™

A-51™ LED Factory Sealed Luminaires

Explosionproof

Suitable for use in Wet Locations. UNILETS® for use with Threaded Metal Conduit.

NEC/CEC — For Group A and B:
 Class I, Division 1, Groups A, B, C, D
 Class II, Division 1, Groups F, G
 Class III
 Suitable for use in Wet Locations

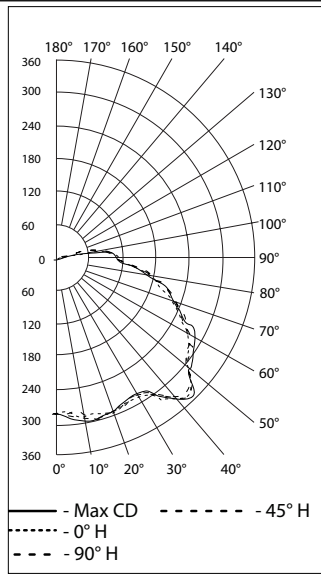
Photometric Data — DATA SHOWN IS ABSOLUTE

Clear Glass, 5000K CCT

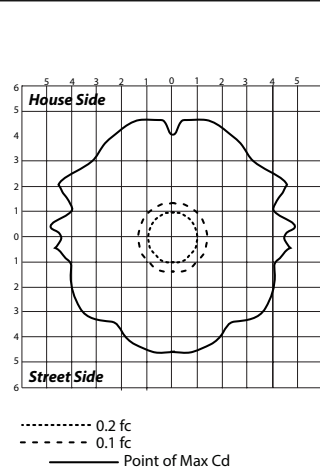
REPORT NUMBER: AALL1CBU

Luminaire Lumens 1,700

POLAR CANDELA DISTRIBUTION



ISOFOOT CANDLE PLOT



ZONAL LUMEN SUMMARY

Zone	Lumens	% Luminaire
0-30	246.9	14.5%
0-40	439.2	25.8%
0-60	946.0	55.6%
60-90	587.7	34.6%
70-100	458.6	27%
90-120	162.4	9.5%
0-90	1,533.7	90.2%
90-180	167.0	9.8%
0-180	1,700.7	100%

LUMENS PER ZONE

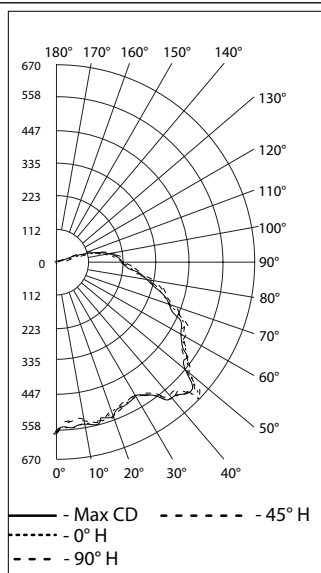
Zone	Lumens	% Total	Zone	Lumens	% Total
0-10	28.3	1.7%	90-100	108.7	6.4%
10-20	85.2	5.0%	100-110	49.7	2.9%
20-30	133.4	7.8%	110-120	4.0	0.2%
30-40	192.3	11.3%	120-130	3.3	0.2%
40-50	253.5	14.9%	130-140	1.2	0.1%
50-60	253.2	14.9%	140-150	0.1	0%
60-70	237.7	14.0%	150-160	0	0%
70-80	202.7	11.9%	160-170	0	0%
80-90	147.3	8.7%	170-180	0	0%

Clear Glass, 5000K CCT

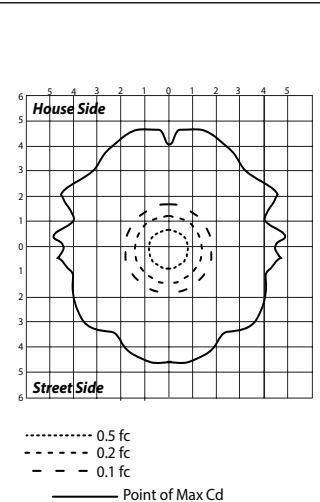
REPORT NUMBER: AALL2CBU

Luminaire Lumens 3,200

POLAR CANDELA DISTRIBUTION



ISOFOOT CANDLE PLOT



ZONAL LUMEN SUMMARY

Zone	Lumens	% Luminaire
0-30	456.9	14.4%
0-40	802.3	25.2%
0-60	1,706.4	53.7%
60-90	1,091.4	34.3%
70-100	878.5	27.6%
90-120	372.9	11.7%
0-90	2,797.8	88%
90-180	382.7	12%
0-180	3,180.5	100%

LUMENS PER ZONE

Zone	Lumens	% Total	Zone	Lumens	% Total
0-10	52.6	1.7%	90-100	225.5	7.1%
10-20	158.4	5.0%	100-110	132.9	4.2%
20-30	245.9	7.7%	110-120	14.5	0.5%
30-40	345.4	10.9%	120-130	6.6	0.2%
40-50	455.7	14.3%	130-140	2.3	0.1%
50-60	448.4	14.1%	140-150	0.7	0%
60-70	438.4	13.8%	150-160	0.1	0%
70-80	371.1	11.7%	160-170	0	0%
80-90	281.9	8.9%	170-180	0	0%

LED/AREA: NEC/CEC EXPLOSIONPROOF

APPLETON™

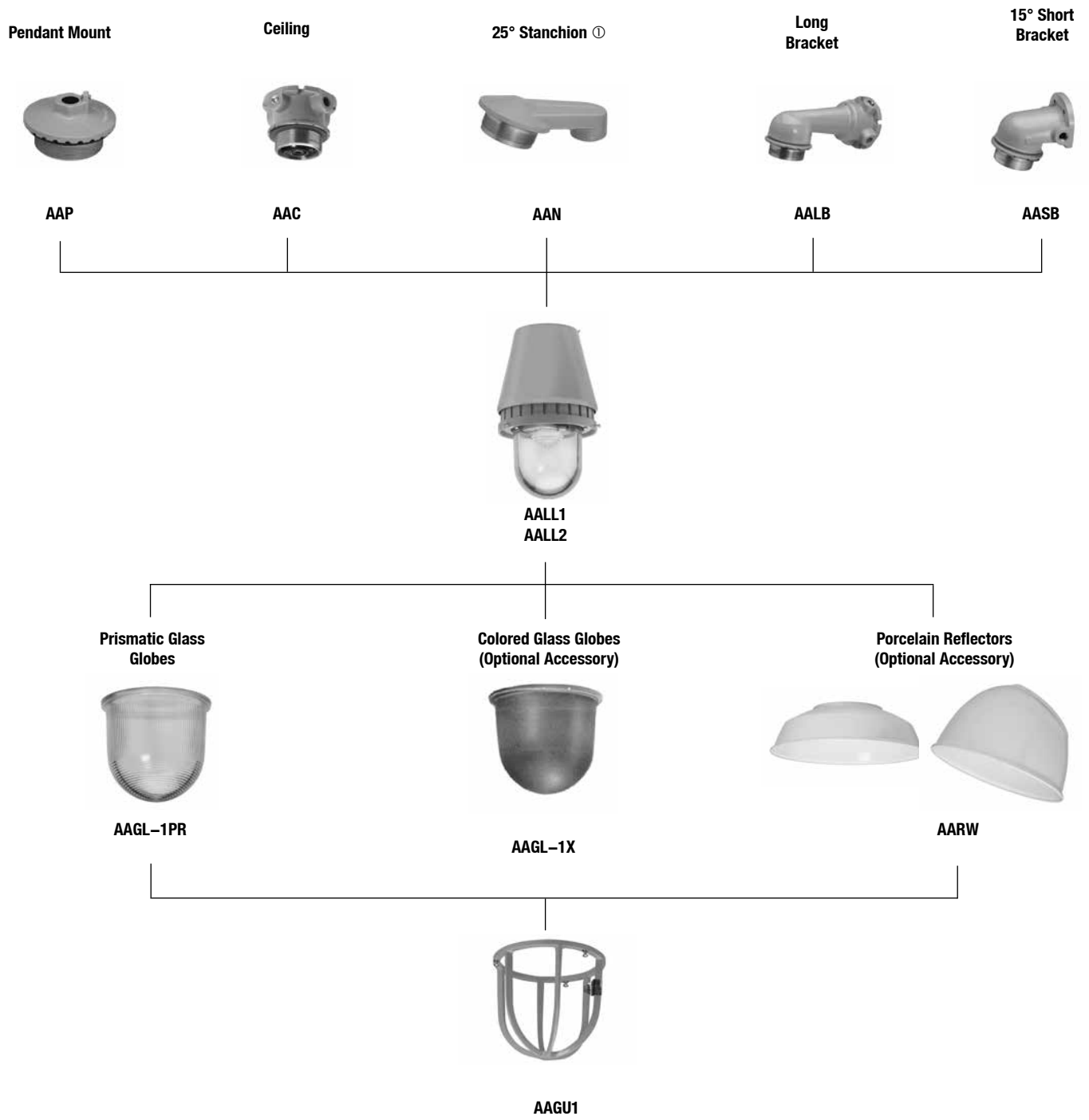
A-51™ LED Factory Sealed Luminaires

Explosionproof

Suitable for use in Wet Locations. UNILETS® for use with Threaded Metal Conduit.

NEC/CEC — For Group C and D:
 Class I, Division 1, Groups C, D
 Class II, Division 1, Groups E, F, G
 Class III
 Suitable for use in Wet Locations

A-51™ LED (Groups C, D)



LED / AREA: NEC / CEC EXPLOSIONPROOF



① Not UL Listed.

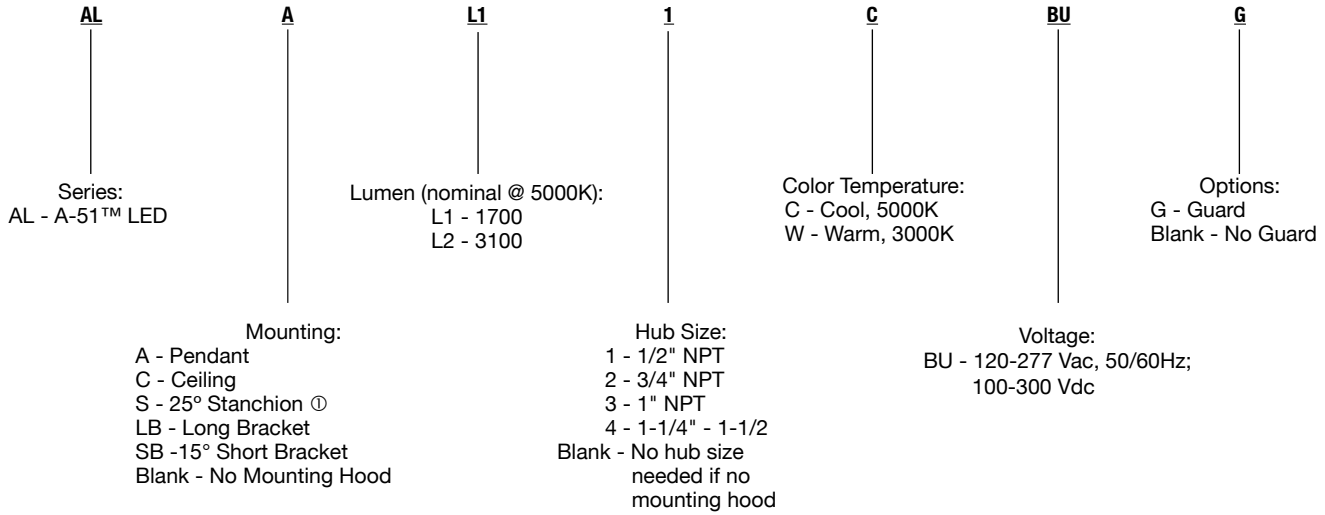
A-51™ LED Factory Sealed Luminaires

Explosionproof

Suitable for use in Wet Locations. UNILETS® for use with Threaded Metal Conduit.

NEC/CEC — For Group C and D:
 Class I, Division 1, Groups C, D
 Class II, Division 1, Groups E, F, G
 Class III
 Suitable for use in Wet Locations

Order using catalog numbering guides below or select catalog number from tables on following pages.

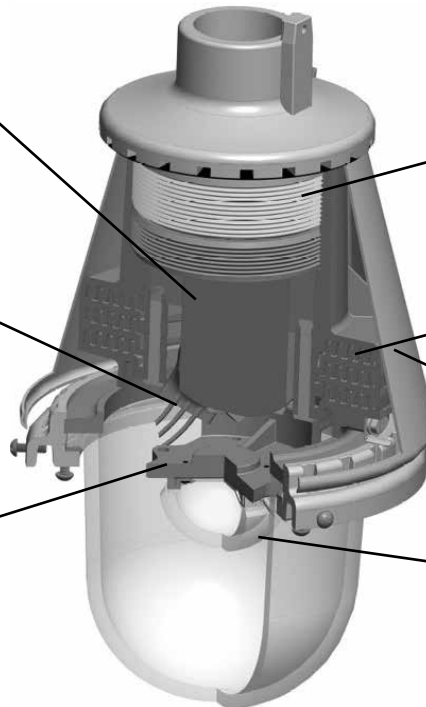


Illustrated Features A-51™ LED Class I, Division 1, Groups C, D

Thermally conductive polymer based potting compound maintains low LED driver temperature ensuring long life

Internal 6 Kv protection to prevent voltage spikes from possibly damaging the driver

Diecast Aluminum heatsink contributes to a reported L70 life of 60,000 hours; CRI > 80



Socket block with wireless connector ring and pin. As fixture is threaded onto mounting hood, connector ring and pin enter terminal recesses of connection block making electrical contact

Interlocking concentric rings assure controlled flame dissipation as well as heat and pressure venting

Aluminum heatsink with gray epoxy powder coat, electrostatically applied paint resists corrosion

Silicone optic provides a smooth light distribution with a uniform light coverage

© Not UL Listed.

A-51™ LED Factory Sealed Luminaires

Explosionproof

Suitable for use in Wet Locations. UNILETS® for use with Threaded Metal Conduit.

NEC/CEC — For Group C and D:
 Class I, Division 1, Groups C, D
 Class II, Division 1, Groups E, F, G
 Class III
 Suitable for use in Wet Locations

Technical Data				
Max. Ambient Temperature °C (°F)	Supply Wire °C (°F)	Class I, Division 1	Class II, Division 1	Model Number
Class I Division 1 and Division 2 Groups C, D				
55 (131)	125 (257)	T6	T6	ALL1CBU or ALL1WBU
55 (131)	125 (257)	T6	T6	ALL2CBU or ALL2WBU

“T” Numbers Represent the Maximum Internal Temperature or Maximum Surface Temperature

“T” #	NEC/CEC															
	T1	350	325	T2	T2A	T2B	T2C	T2D	T3	T3A	T3B	T3C	T4	T4A	T5	T6
Temp. Range °C (°F)	351- 450	326- 350	301- 325	281- 300	261- 280	231- 260	216- 230	201- 215	181- 200	166- 180	161- 165	136- 160	121- 135	101- 120	86- 100	85
	(664- 842)	(619- 662)	(574- 617)	(538- 572)	(502- 536)	(448- 500)	(421- 446)	(394- 419)	(358- 392)	(331- 356)	(322- 329)	(277- 320)	(250- 275)	(214- 248)	(187- 212)	(185)

Electrical Ratings

Model Number	Voltage (V)	Input Power (Watts)	Input Current (Amps)	Power Factor (PF)	Total Harmonic Distortion (THD)
ALL1	120 Vac	12.7	0.1070	0.989	15.2%
	277 Vac	13.6	0.0532	0.919	16.6%
	100 Vdc	12.7	0.1272	1.000	3.6%
	300 Vdc	13.9	0.0484	1.000	8.2%
ALL2	120 Vac	26.3	0.2202	0.945	9.3%
	277 Vac	26.8	0.1044	0.925	15.3%
	100 Vdc	26.4	0.2636	1.000	2.2%
	300 Vdc	27.0	0.0910	1.000	5.4%

LED/AREA: NEC/CEC EXPLOSIONPROOF

APPLETON

A-51™ LED Factory Sealed Luminaires

Explosionproof

Suitable for use in Wet Locations. UNILETS® for use with Threaded Metal Conduit.

NEC/CEC — For Group C and D:
Class I, Division 1, Groups C, D
Class II, Division 1, Groups E, F, G
Class III
Suitable for use in Wet Locations

Type	Voltage	Hub Size (Inches)	CCT/CRI	Lumen Level	Catalog Number			
Pendant	One Hub, Rigid or Flexible Mounting	1/2	5000/80/80	1700	ALAL11CBU			
				3100	ALAL21CBU			
			3000/80/80	1600	ALAL11WBU			
				3000	ALAL21WBU			
			3/4	5000/80	1700	ALAL12CBU		
					3100	ALAL22CBU		
		3000/80		1600	ALAL12WBU			
				3000	ALAL22WBU			
		1	5000/80	1700	ALAL13CBU			
				3100	ALAL23CBU			
			3000/80	1600	ALAL13WBU			
				3000	ALAL23WBU			
Ceiling	Four Hubs, Three Close Up Plugs	1/2	5000/80	1700	ALCL11CBU			
				3100	ALCL21CBU			
			3000/80	1600	ALCL11WBU			
				3000	ALCL21WBU			
		3/4	5000/80	1700	ALCL12CBU			
				3100	ALCL22CBU			
			3000/80	1600	ALCL12WBU			
				3000	ALCL22WBU			
		1	5000/80	1700	ALCL13CBU			
				3100	ALCL23CBU			
			3000/80	1600	ALCL13WBU			
				3000	ALCL23WBU			
25° Stanchion	One Hub	1-1/4 to 1-1/2	5000/80	1700	ALSL14CBU ①			
				3100	ALSL24CBU ①			
			3000/80	1600	ALSL14WBU ①			
				3000	ALSL24WBU ①			
			Long Bracket	Four Hubs, Three Close Up Plugs	1/2	5000/80	1700	ALLBL11CBU
							3100	ALLBL21CBU
3000/80	1600	ALLBL11WBU						
	3000	ALLBL21WBU						
3/4	5000/80	1700			ALLBL12CBU			
		3100			ALLBL22CBU			
1	3000/80	1600	ALLBL12WBU					
		3000	ALLBL22WBU					
	5000/80	1700	ALLBL13CBU					
		3100	ALLBL23CBU					
15° Short Bracket	Two Hubs, One Close Up Plug	1/2	5000/80	1700	ALSBL11CBU			
				3100	ALSBL21CBU			
			3000/80	1600	ALSBL11WBU			
		3/4	5000/80	1700	ALSBL12CBU			
				3100	ALSBL22CBU			
			3000/80	1600	ALSBL12WBU			
			3000	ALSBL22WBU				

① 25° stanchion mounting hood is not UL certified for use with A-51™ fixtures.

LED/AREA: NEC/CEC EXPLOSIONPROOF

APPLETON™


A-51™ LED Factory Sealed Luminaires

Explosionproof






Suitable for use in Wet Locations. UNILETS® for use with Threaded Metal Conduit.

NEC/CEC — For Group C and D:
 Class I, Division 1, Groups C, D
 Class II, Division 1, Groups E, F, G
 Class III
 Suitable for use in Wet Locations

Fixture Units (Not including mounting hoods)

	Description	Catalog Number
	1700 Lumens, 5000K, 120-277 Vac; 100-300 Vdc	ALL1CBU
	3100 Lumens, 5000K, 120-277 Vac; 100-300 Vdc	ALL2CBU
	1600 Lumens, 3000K, 120-277 Vac; 100-300 Vdc	ALL1WBU
	3000 Lumens, 3000K, 120-277 Vac; 100-300 Vdc	ALL2WBU

Mounting Hoods

Type	Hub Size (Inches)	Catalog Number
Pendant — One Hub, Rigid or Flexible Mounting		
	1/2	AAP-50
	3/4	AAP-75
	1	AAP-100
Ceiling — Four Hubs, Three Close-up Plugs		
	1/2	AAC-50
	3/4	AAC-75
	1	AAC-100
25° Stanchion — One Hub		
	1-1/2	AAN-150
Long Bracket — Four Hubs, Three Close-up Plugs		
	1/2	AALB-50
	3/4	AALB-75
	1	AALB-100
15° Short Bracket — Two Hubs, One Close-up Plug		
	1/2	AASB-50
	3/4	AASB-75

① 1-1/2" tapped hub furnished with a 1-1/2" to 1-1/4" reducer. Not UL Listed.

LED/AREA: NEC/CEC EXPLOSIONPROOF

APPLETON









A-51™ LED Factory Sealed Luminaires

Explosionproof

Suitable for use in Wet Locations. UNILETS® for use with Threaded Metal Conduit.

NEC/CEC — For Group C and D:
 Class I, Division 1, Groups C, D
 Class II, Division 1, Groups E, F, G
 Class III
 Suitable for use in Wet Locations

Accessories and Replacement Parts

Type	Description	Catalog Number
	Three-Way Exit Sign (Not UL Listed) – Epoxy enameled steel – 152.4 mm (6 in)-high red lettering (Mounts to fixture unit in place of guard)	CJEXRN
	Single-Sided Exit Sign (Not UL Listed) – Epoxy enameled steel – 152.4 mm (6 in)-high red lettering (Mounts to fixture unit in place of guard)	AEXR-15R
	Porcelain Standard Reflector, (Not for use with 15° short bracket)	AARW-15ST
	Porcelain 30° Angled Reflector	AARW-15AN
	Colored Glass Globe - Amber	AAGL-1A
	Colored Glass Globe - Green	AAGL-1G
	Colored Glass Globe - Red	AAGL-1R
	Prismatic Glass Globe with gaskets for use with (ALL1CBU, ALL2CBU, ALL1WBU, or ALL2WBU)	AAGL-1PR
	Aluminum Guard for use with (ALL1CBU, ALL2CBU, ALL1WBU, or ALL2WBU)	AAGU-1
	Connection block for all Mounting Hoods	VPT-7

LED/AREA: NEC/CEC EXPLOSIONPROOF

APPLETON™

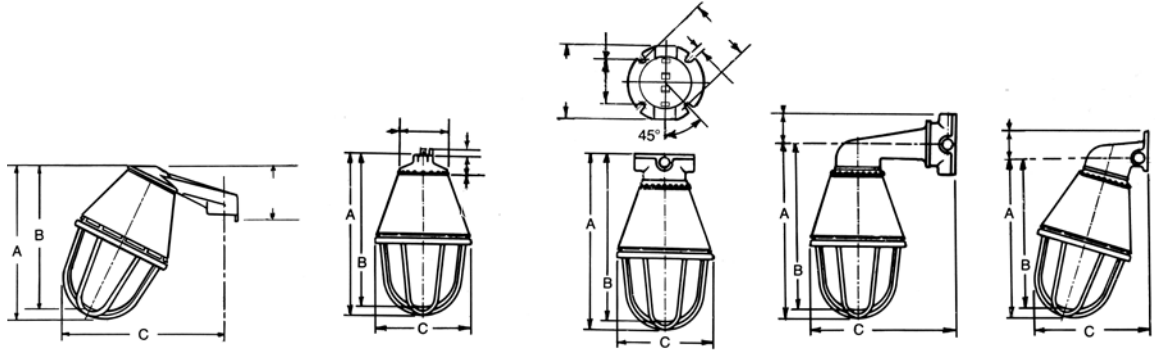
A-51™ LED Factory Sealed Luminaires

Explosionproof

Suitable for use in Wet Locations. UNILETS® for use with Threaded Metal Conduit.

NEC/CEC — For Group C and D:
 Class I, Division 1, Groups C, D
 Class II, Division 1, Groups E, F, G
 Class III
 Suitable for use in Wet Locations

Dimensions in Millimeters (Inches)



Model	Stanchion mm (in)			Pendant mm (in)			Ceiling mm (in)			Long Bracket mm (in)				Short Bracket mm (in)		
	A	B	C	A	B	C	A	B	C	A	B	C	A	B	C	
ALL1 or ALL2	291.3 (11.47)	275.6 (10.85)	292.1 (11.50)	311.2 (12.25)	295.4 (11.63)	179.3 (7.06)	349.3 (13.75)	333.5 (13.13)	179.3 (7.06)	349.3 (13.75)	333.5 (13.13)	314.5 (12.38)	344.4 (13.56)	328.7 (12.94)	231.9 (9.13)	

Model	A	B
AARW-15ST	355.6 (14.00)	111.1 (4.38)
		<p>(ST) Standard Dome</p>
AARW-15AN	254.0 (10.00)	193.8 (7.63)
		<p>(AN) 30° Angle</p>

Weights

Fixture Units		Mounting Hoods		Guards	
Wt. kg (lbs)	Model Number	Type	Wt. kg (lbs)	Wt. kg (lbs)	Model Number
3.7 (8.2)	ALL1	Pendant	0.6 (1.3)	0.2 (0.4)	AAGU-1
3.7 (8.2)	ALL2	Ceiling	2.2 (4.8)		
		Stanchion	0.7 (1.6)		
		Long Bracket	4.0 (8.9)		
		Short Bracket	2.2 (4.8)		

Standard Reflectors		30° Angle Reflectors	
Wt. kg (lbs)	Model Number	Wt. kg (lbs)	Model Number
1.0 (2.1)	AARW-15ST	1.0 (2.1)	AARW-15AN

A-51™ LED Factory Sealed Luminaires

Explosionproof

Suitable for use in Wet Locations. UNILETS® for use with Threaded Metal Conduit.

NEC/CEC — For Group C and D:
 Class I, Division 1, Groups C, D
 Class II, Division 1, Groups E, F, G
 Class III
 Suitable for use in Wet Locations

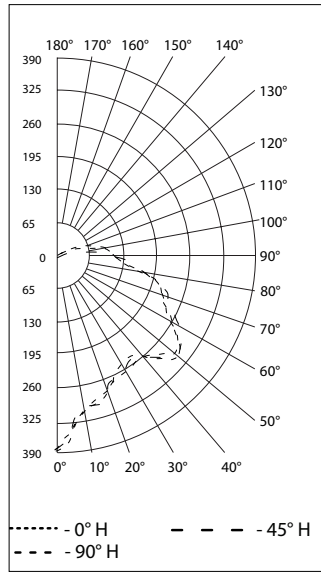
Photometric Data — DATA SHOWN IS ABSOLUTE

Prismatic Glass, 5000K CCT

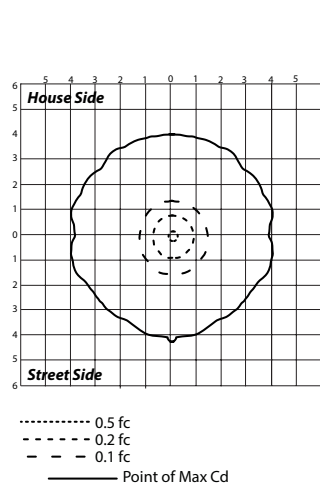
REPORT NUMBER: ALL1CBU

Luminaire Lumens 1,700

POLAR CANDELA DISTRIBUTION



ISOFOOT CANDLE PLOT



ZONAL LUMEN SUMMARY

Zone	Lumens	% Luminaire
0-30	239.1	14.3%
0-40	394.6	23.6%
0-60	867.3	51.8%
60-90	588.8	35.2%
70-100	475.0	28.4%
90-120	213.7	12.8%
0-90	1,456.1	87%
90-180	218.0	13%
0-180	1,674.1	100%

LUMENS PER ZONE

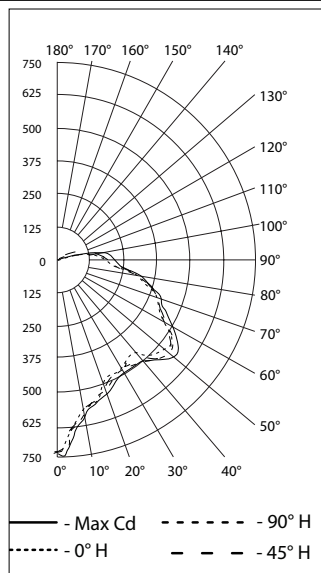
Zone	Lumens	% Total	Zone	Lumens	% Total
0-10	32.1	1.9%	90-100	120.1	7.2%
10-20	84.6	5.1%	100-110	80.0	4.8%
20-30	122.4	7.3%	110-120	13.7	0.8%
30-40	155.5	9.3%	120-130	3.5	0.2%
40-50	219.8	13.1%	130-140	0.8	0%
50-60	253.0	15.1%	140-150	0.0	0%
60-70	233.9	14.0%	150-160	0	0%
70-80	205.8	12.3%	160-170	0	0%
80-90	149.1	8.9%	170-180	0	0%

Prismatic Glass, 5000K CCT

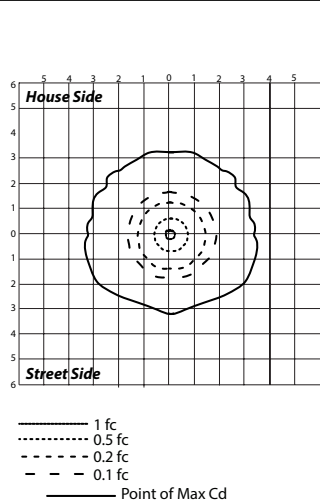
REPORT NUMBER: ALL2CBU

Luminaire Lumens 3,100

POLAR CANDELA DISTRIBUTION



ISOFOOT CANDLE PLOT



ZONAL LUMEN SUMMARY

Zone	Lumens	% Luminaire
0-30	453.8	14.6%
0-40	757.9	24.4%
0-60	1,625.8	52.3%
60-90	1,069.3	34.4%
70-100	862.9	27.7%
90-120	406.3	13.1%
0-90	2,695.1	86.7%
90-180	415.0	13.3%
0-180	3,110.0	100%

LUMENS PER ZONE

Zone	Lumens	% Total	Zone	Lumens	% Total
0-10	62.2	2.0%	90-100	219.1	7%
10-20	158.9	5.1%	100-110	153.6	4.9%
20-30	232.7	7.5%	110-120	33.6	1.1%
30-40	304.1	9.8%	120-130	6.8	0.2%
40-50	406.9	13.1%	130-140	1.6	0.1%
50-60	461.1	14.8%	140-150	0.3	0%
60-70	425.5	13.7%	150-160	0	0%
70-80	371.3	11.9%	160-170	0	0%
80-90	272.5	8.8%	170-180	0	0%

LED/AREA: NEC/CEC EXPLOSIONPROOF

APPLETON™